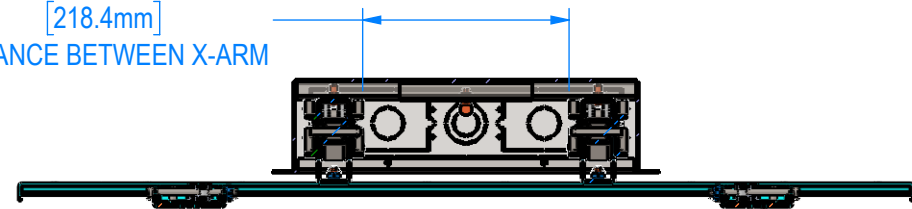
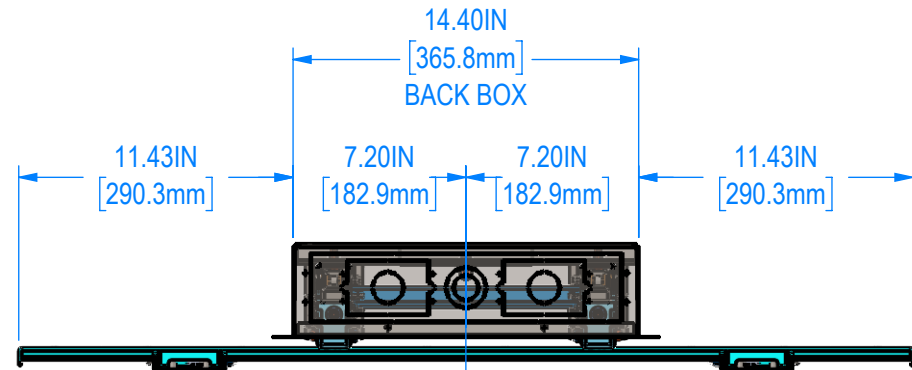


8.60IN
[218.4mm]
DISTANCE BETWEEN X-ARM

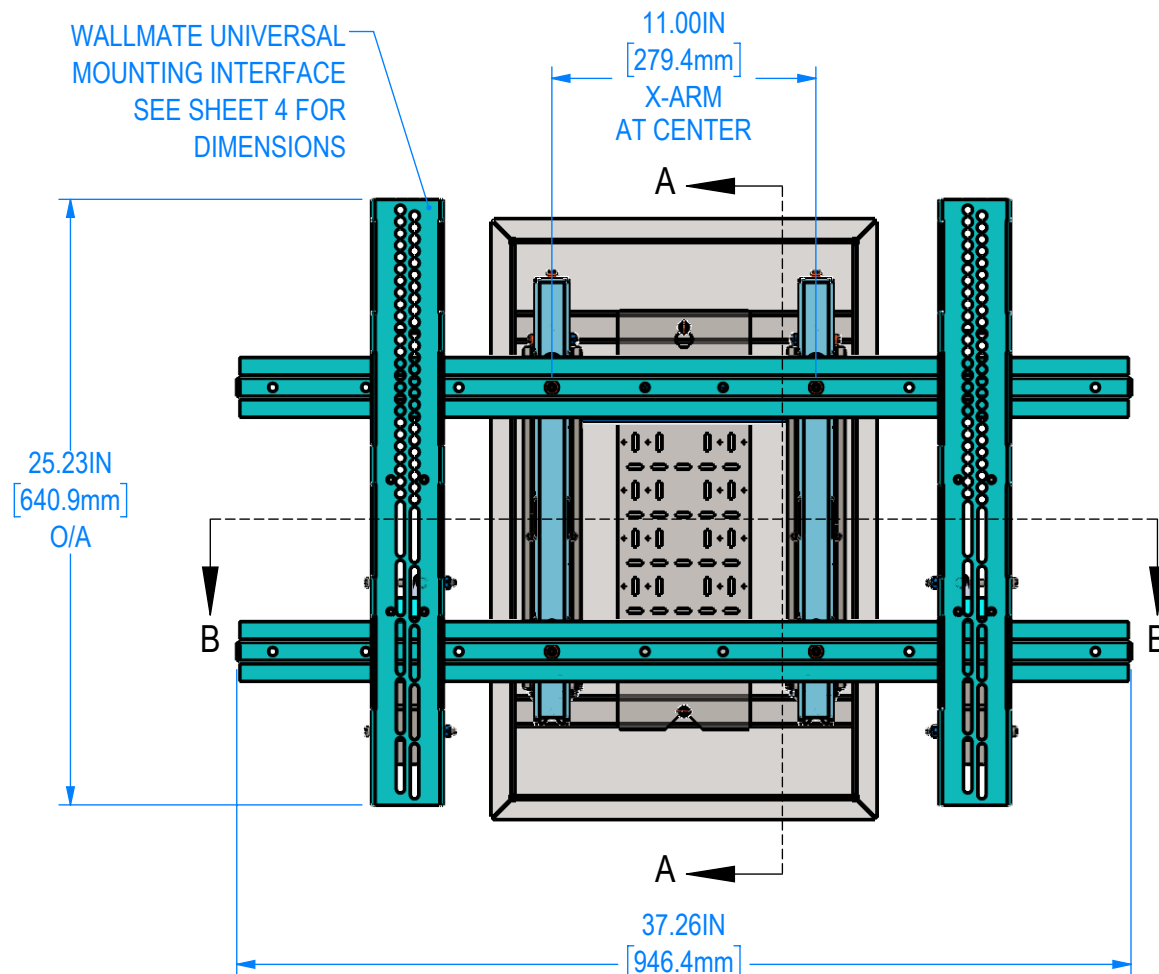


SECTION B-B

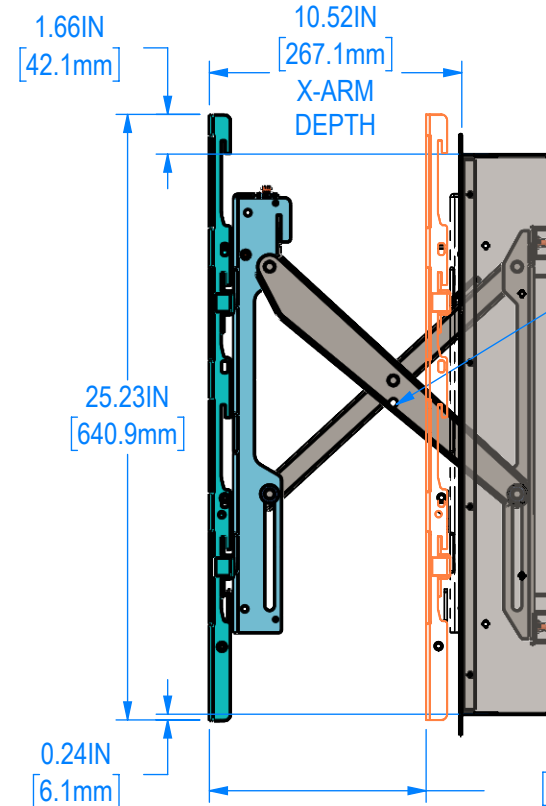


TOP VIEW

WALLMATE UNIVERSAL
MOUNTING INTERFACE
SEE SHEET 4 FOR
DIMENSIONS

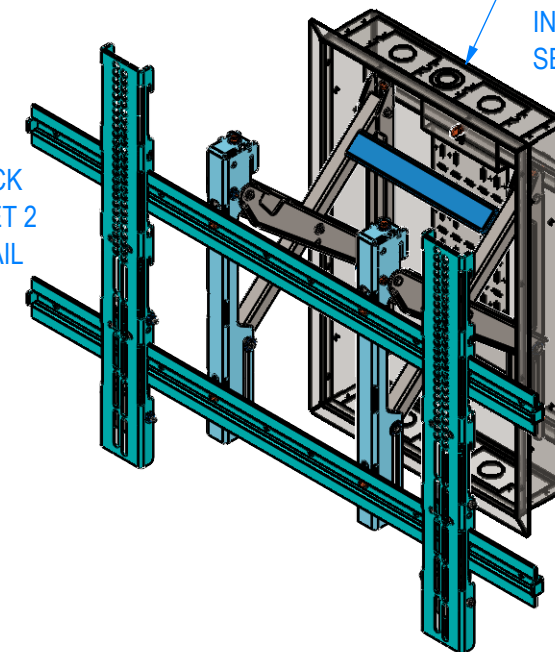


FRONT VIEW

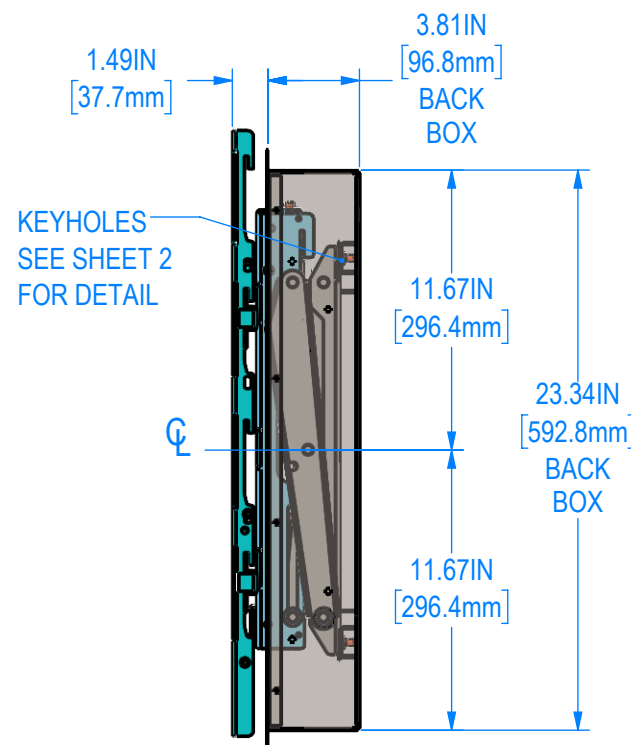


X-ARM OPEN

OPEN LOCK
SEE SHEET 2
FOR DETAIL

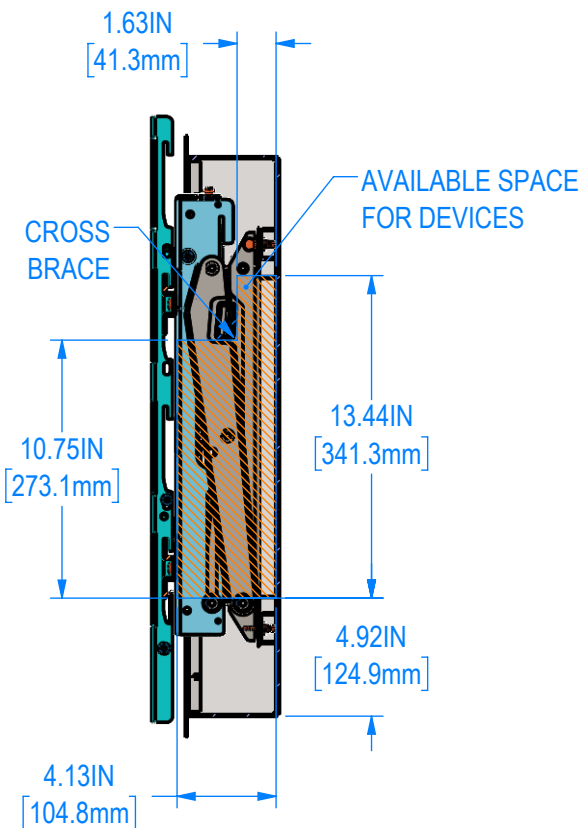


INSTALLATION
INSTRUCTIONS
SEE SHEET 3



SIDE VIEW

KEYHOLES
SEE SHEET 2
FOR DETAIL



SECTION A-A



1275 S Lewis St, Anaheim, CA 92805
P: 714-991-6400 | C: 714-390-8572
www.rpvisuals.com

This drawing contains proprietary information owned or controlled by RP/Visual Solutions and must not be used or disclosed without prior written authorization

DIMENSIONS ARE IN INCHES
TOLERANCES ARE:
FRACTIONS DECIMALS ANGLES
X/X : ± 1/32 XX : ± .03 X : ± .5
XXX : ± .010 .XXX : ± .20

APPROVED FOR FABRICATION

SIGNATURE:

DATE:

NOTES:

1. FINISH: MATTE BLACK PC
2. TOTAL WEIGHT (APPROXIMATE): 53.5 LBS

G			
F			
E			
C			
B			
A			

REV: DESCRIPTION: BY: DATE:

DEALER:

PROJECT:

SKU:

RPWM-16B-XM-UNV

PART NO:

DESCRIPTION:

UNIVERSAL X-ARM 16B KIT

SIZE:

B

DATE:

4/23/2021

DRAWN:

HN

CHECKED:

XXX

DWG. ID:

RPWM-16B-XM-UNV.1

JOB NO:

SCALE:

1:8

REVISION:

A

SHEET:

1 OF 4

DIMENSIONS ARE IN INCHES		
TOLERANCES ARE:		
FRACTIONS	DECIMALS	ANGLES
X/X : ± 1/32	XX : ± .03 .XXX : ± .010	X : ± .5 .XX : ± .20

APPROVED FOR FABRICATION

SIGNATURE:

DATE:

NOTES:

G	.	.	.
F	.	.	.
E	.	.	.
C	.	.	.
B	.	.	.
A	.	.	.

REV: DESCRIPTION: BY: DATE:
DEALER:

PROJECT:

SKU: RPWM-16B-XM-UNV

PART NO:

DESCRIPTION: UNIVERSAL X-ARM 16B KIT

SIZE: B	DATE: 4/23/2021	DRAWN: HN	CHECKED: XXX
---------	-----------------	-----------	--------------

DWG. ID: RPWM-16B-XM-UNV.2

JOB NO:	SCALE: 1:6 SHEET: 2 OF 4	REVISION: A
---------	-----------------------------	-------------



1275 S Lewis St, Anaheim, CA 92805
P: 714-991-6400 | C: 714-390-8572
www.rpvisuals.com

This drawing contains proprietary information owned or controlled by RP/Visual Solutions and must not be used or disclosed without prior written authorization

DIMENSIONS ARE IN INCHES		
TOLERANCES ARE:		
FRACTIONS	DECIMALS	ANGLES
X/X : ± 1/32	XX : ± .03 XXX : ± .010	X : ± .5 XX : ± .20

APPROVED FOR FABRICATION

SIGNATURE:

DATE:

NOTES:

1. FINISH: MATTE BLACK PC
2. TOTAL WEIGHT (APPROXIMATE): 53.5 LBS

G	.	.	.
F	.	.	.
E	.	.	.
C	.	.	.
B	.	.	.
A	.	.	.

REV: DESCRIPTION: BY: DATE:

DEALER:

PROJECT:

SKU: RPWM-16B-XM-UNV

PART NO:

DESCRIPTION: UNIVERSAL X-ARM 16B KIT

SIZE: B	DATE: 4/23/2021	DRAWN: HN	CHECKED: XXX
---------	-----------------	-----------	--------------

DWG. ID: RPWM-16B-XM-UNV.3

JOB NO:	SCALE: 1:7 SHEET: 3 OF 4	REVISION: A
---------	-----------------------------	-------------

BACK BOX 16B KIT
SKU: RPWM-16B-BOX
WEIGHT: 19 LBS

PERIPHERAL PLATE
SKU: RPWM-16B-PM
WEIGHT: 2 LBS

BACK BOX 16B WELDMENT
WEIGHT: 14.5 LBS

IMPORTANT
• LEVEL AND PLUMB WALLMATE BOX

IMPORTANT
• HARDWARE TO ATTACH TO WALL BY OTHERS
• TYPE AND QUANTITY BY STRUCTURAL ENGINEER

BEZEL TRIM 16B KIT
SKU: RPWM-16B-TRIM
WEIGHT: 2.5 LBS

USE #8 X 3/8"
SHEET METAL SCREWS
X12

X-ARM 16B KIT
SKU: RPWM-16B-XARM
WEIGHT: 18.5 LBS

1/4-20 X 3/4"
FLANGED BUTTON
HEAD SCREW
X4

5/16-18 FLANGED
LOCKNUT
X4

5/16-18 X 3/4"
BUTTON SOCKET HEAD
X4

FRONT ISO VIEW
(EXPLODED)

KEYWAYS AND SLOTS
ATTACH ADAPTER HERE

WALLMATE UNIVERSAL
MOUNTING INTERFACE
SKU: RPWM-UNV
SEE SHEET 4 FOR
DIMENSIONS
WEIGHT: 16 LBS

INSTALLATION NOTES:

1. FOR MOUNTING IN METAL STUDS: WALLMATE 16B CAN MOUNT IN TYPICAL METAL STUDS AND HOLDS 125 LBS CAPACITY
2. VERIFY FASTENING METHOD WITH STRUCTURAL ENGINEER PRIOR TO INSTALLATION
3. VERIFY WALL STRENGTH PRIOR TO INSTALLATION
4. USE ALL FASTENING POINTS ON BOTH SIDES OF BOX

NOTE TO CONTRACTOR:
USE SUPPLIED HARDWARE WITH CAUTION:
- SCREWS CAN EXCEED DISPLAY INSERT LENGTH
- VERIFY INSERT LENGTH WITH DISPLAY
MANUFACTURER PRIOR TO USE

DISPLAY MOUNTING HARDWARE PROVIDED BY RPV:
QTY: 4 / UNIT - M6 X 16mm FLANGED SBHCS ALLOY
QTY: 4 / UNIT - M8 X 16mm, M8 X 20mm FLANGED SBHCS ALLOY
QTY: 4 / UNIT - M8 X 40mm SBHCS ALLOY
QTY: 4 / UNIT - 5/16" ID X 3/4" OD FLAT WASHER

rp VISUAL SOLUTIONS
1275 S Lewis St, Anaheim, CA 92805
P: 714-991-6400 | C: 714-390-8572
www.rpvisuals.com

This drawing contains proprietary information owned or controlled by RPVisual Solutions and must not be used or disclosed without prior written authorization

DIMENSIONS ARE IN INCHES
TOLERANCES ARE:
FRACTIONS DECIMALS ANGLES
X/X : ± 1/32 .XX : ± .03 .X : ± .5
.XXX : ± .010 .XX : ± .20

APPROVED FOR FABRICATION

SIGNATURE:

DATE:

NOTES:

1. FINISH: MATTE BLACK PC
2. TOTAL WEIGHT (APPROXIMATE): 16 LBS

G	.	.	.
F	.	.	.
E	.	.	.
C	.	.	.
B	.	.	.
A	.	.	.

REV: DESCRIPTION: BY: DATE:

DEALER:

PROJECT:

SKU: RPWM-UNV

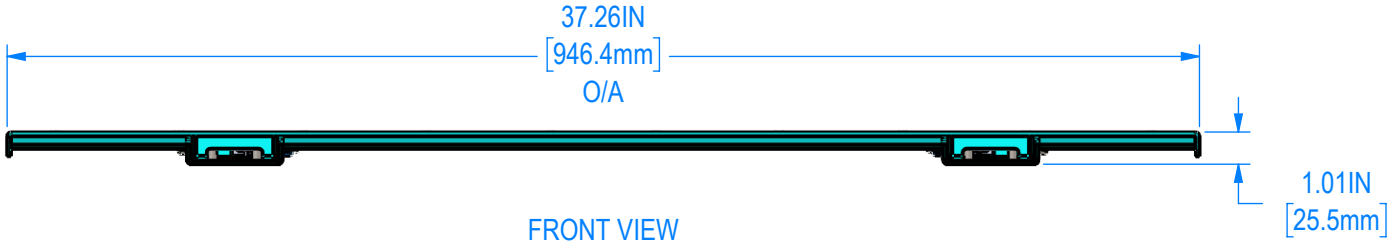
PART NO:

DESCRIPTION:
UNIVERSAL ADAPTER
MOUNTING INTERFACE

SIZE: B	DATE: 4/23/2021	DRAWN: HN	CHECKED: XXX
---------	-----------------	-----------	--------------

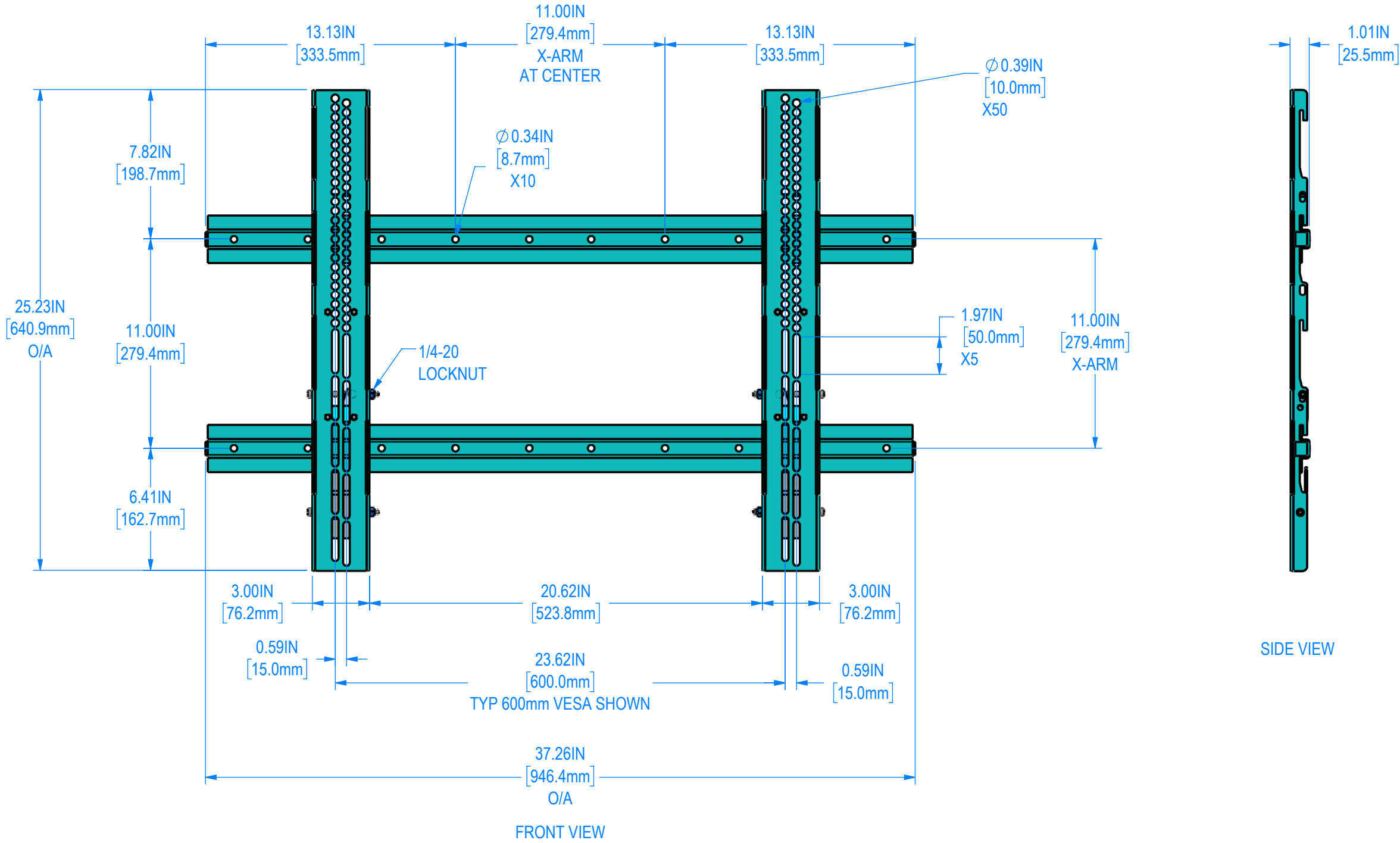
DWG. ID: RPWM-16B-XM-UNV.4

JOB NO:	SCALE: 1:6	REVISION: B
	SHEET: 4 OF 4	



FRONT VIEW

DISPLAY
THIS SIDE



FRONT VIEW

SIDE VIEW