

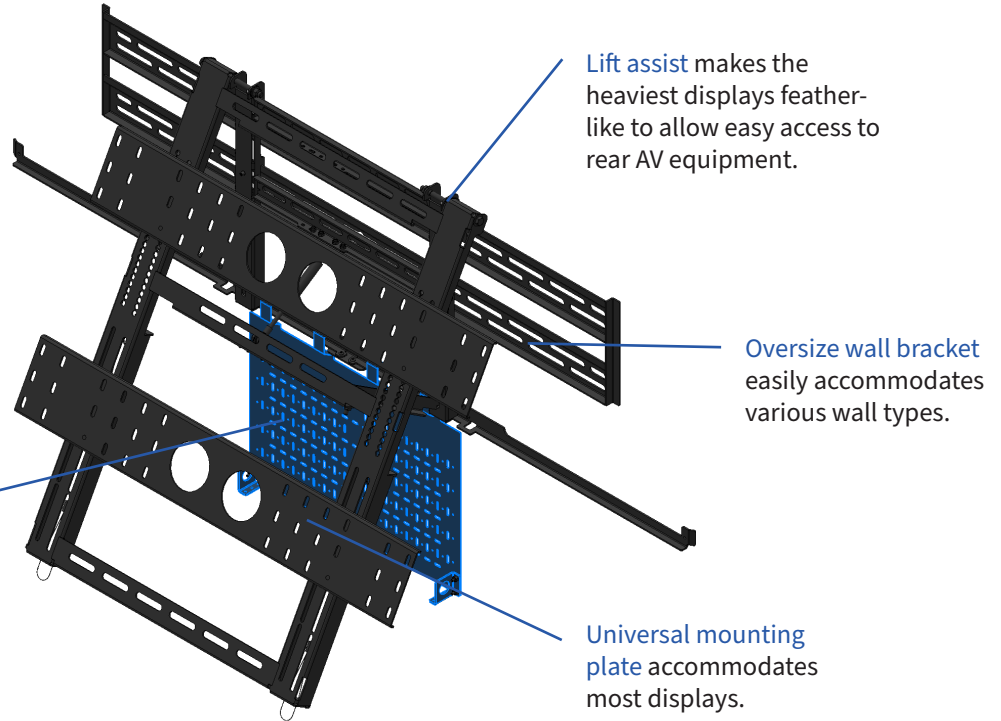
# WALLMATE T-Up

On-Wall Flat Panel Mounting System  
FOR DISPLAYS UP TO 250 LBS

Closes to 2" from back of display to wall to assist with ADA compliance.

Engineered with 11 to 14-gauge steel and manufactured in the U.S.A.

Removable device mount plates allows quick exchange service and assembly line style, off-site preparation.



Lift assist makes the heaviest displays feather-like to allow easy access to rear AV equipment.

Oversize wall bracket easily accommodates various wall types.

Universal mounting plate accommodates most displays.

## Wallmate T-Up Specifications

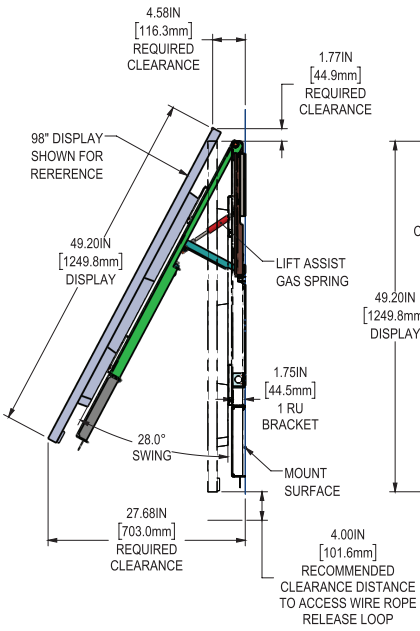
	T-Up (as shown in pictures)	T-UpL
Capacity	250 lbs.	250 lbs.
Product Weight	Approx 65 lbs	Approx 70 lbs
Warranty	1 year	1 year
Display Size	75" up to 86"	98" up to 100"
Peripheral plate mounting area per plate	20.5" x 1.75" x 13.75"	20.5" x 1.75" x 13.75"
Peripheral plate included	Qty 1 (up to 3 total)	Qty 1 (up to 3 total)
Overall Dimensions	66.2" x 38.5" x 1.9" *	66.2" x 38.5" x 1.9" *
VESA Adapter	36" x 5.75" x 0.5"	36" x 5.75" x 0.5"

\* Depth *without* the VESA Adapter. *With* VESA Adapter, depth increases by 0.5".

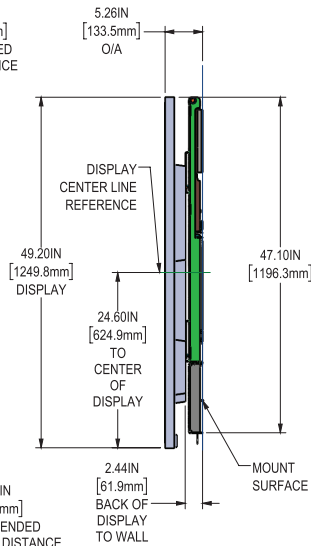
# Wallmate T-Up Model Numbers

Part Number	Description
RPWM-TUP	T-Up: Wall attach swing up mount
RPWM-TUPL	T-Up Large: Wall attach swing up mount
RPWM-TUP-PM	Wallmate T-Up peripheral device mounting plate includes brackets for 1RU gear mounting.

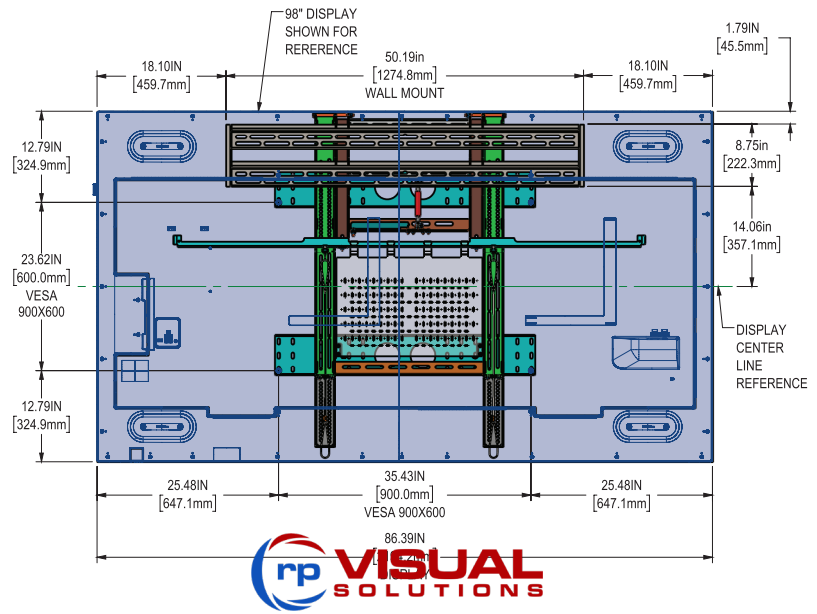
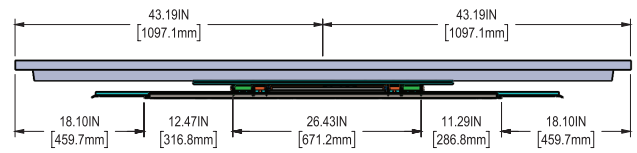
SIDE VIEW (OPEN POSITION)



SIDE VIEW (CLOSED POSITION)



TOP VIEW



REAR VIEW

CONTACT US

rpvisuals.com/wallmate  
info@rpvisuals.com  
(714) 991-6400

