

This drawing contains proprietary information owned or controlled by RPVisual Solutions and must not be used or disclosed without prior written authorization

DIMENSIONS ARE IN INCHES  
TOLERANCES ARE:  
FRACTIONS: X/X : ± 1/32  
DECIMALS: .XX : ± .03  
          .XXX : ± .010  
ANGLES: X : ± .5  
          .XX : ± .20

APPROVED FOR FABRICATION

SIGNATURE: \_\_\_\_\_

DATE: \_\_\_\_\_

NOTES:

1. FINISH: SEMI-GLOSS BLACK POWDER COAT
2. APPROXIMATE WEIGHT: 52.32 LBS

G			
F			
E			
C			
B			
A			
REV:	DESCRIPTION:	BY:	DATE:

DEALER: \_\_\_\_\_

PROJECT: \_\_\_\_\_

SKU: RPWM-16BF-XMS-UNV

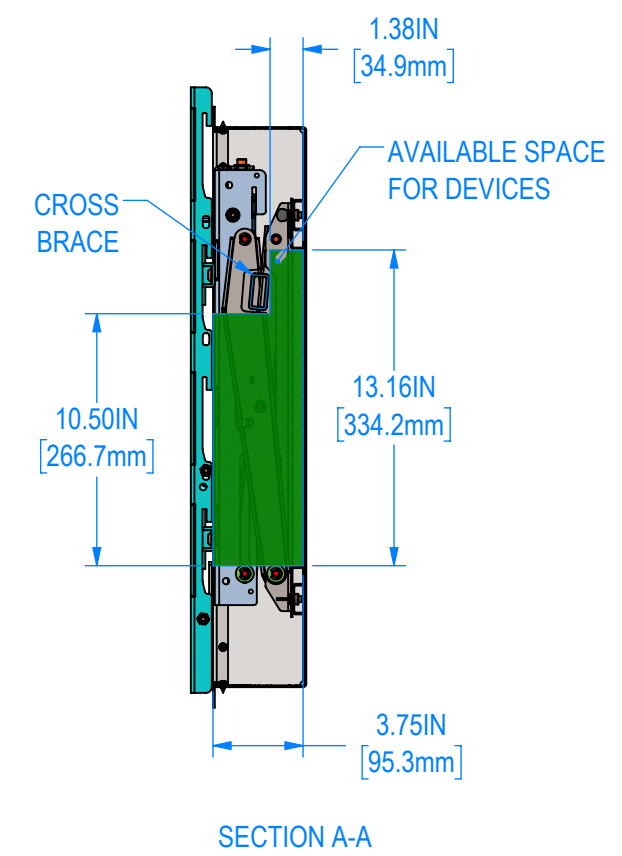
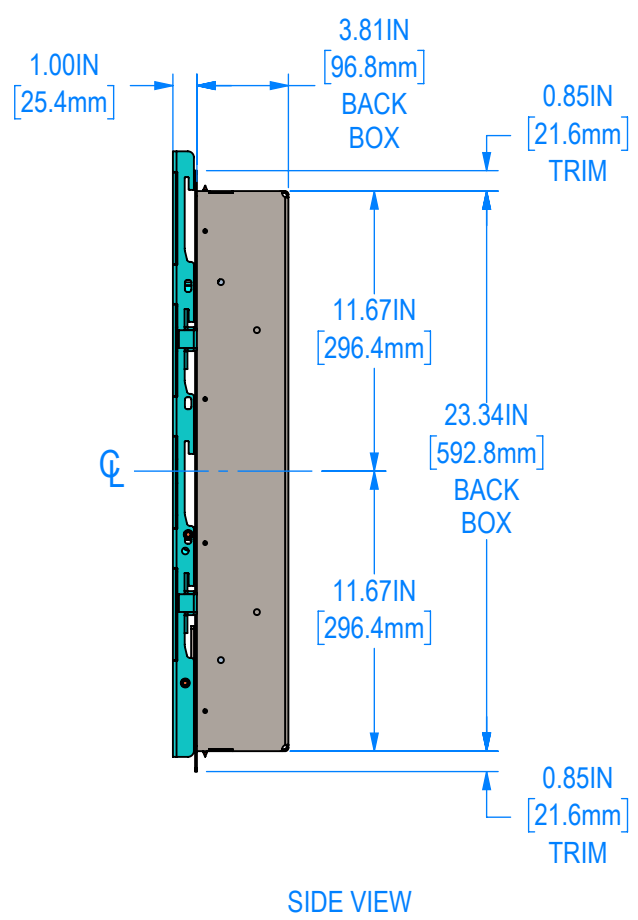
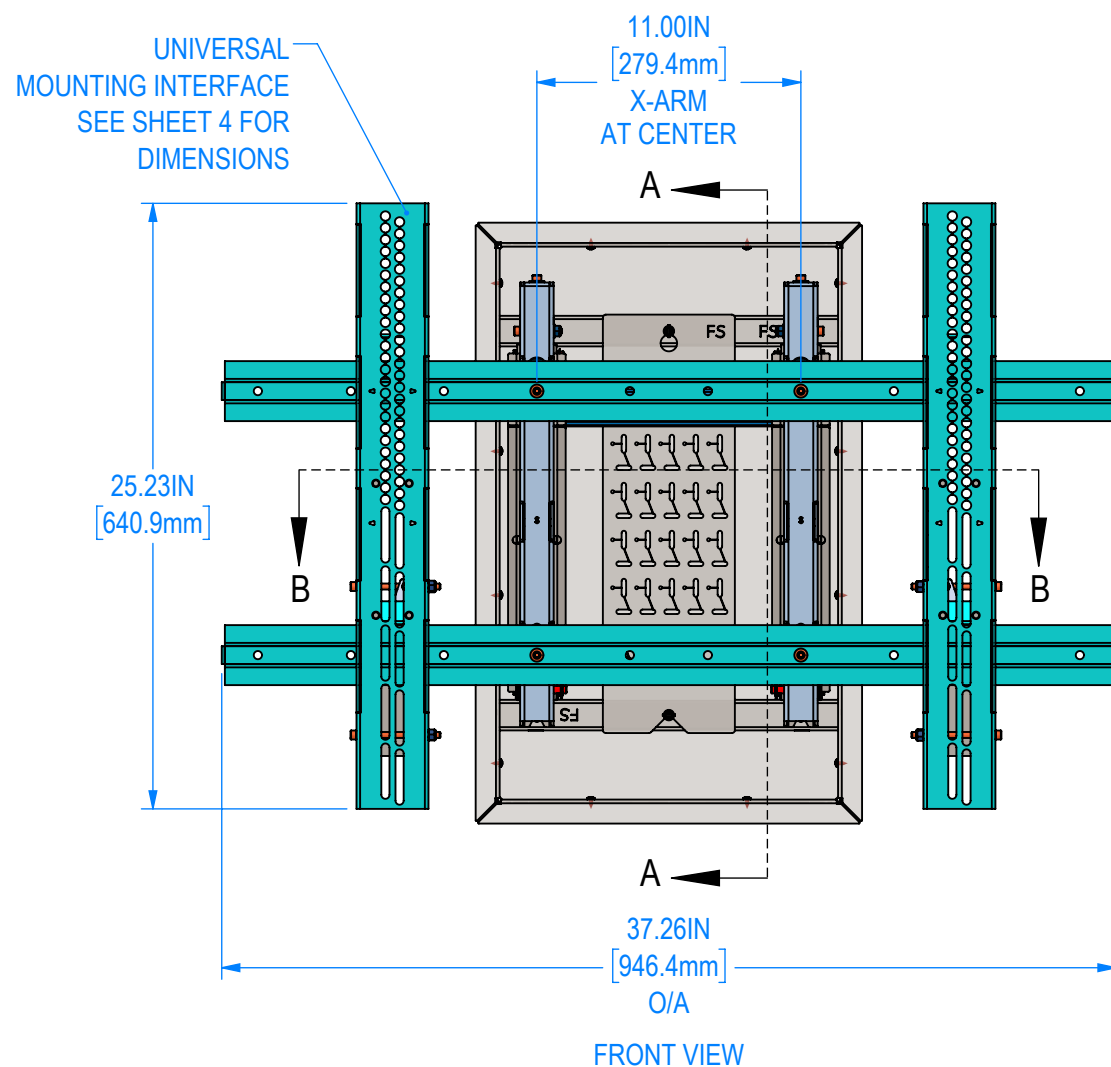
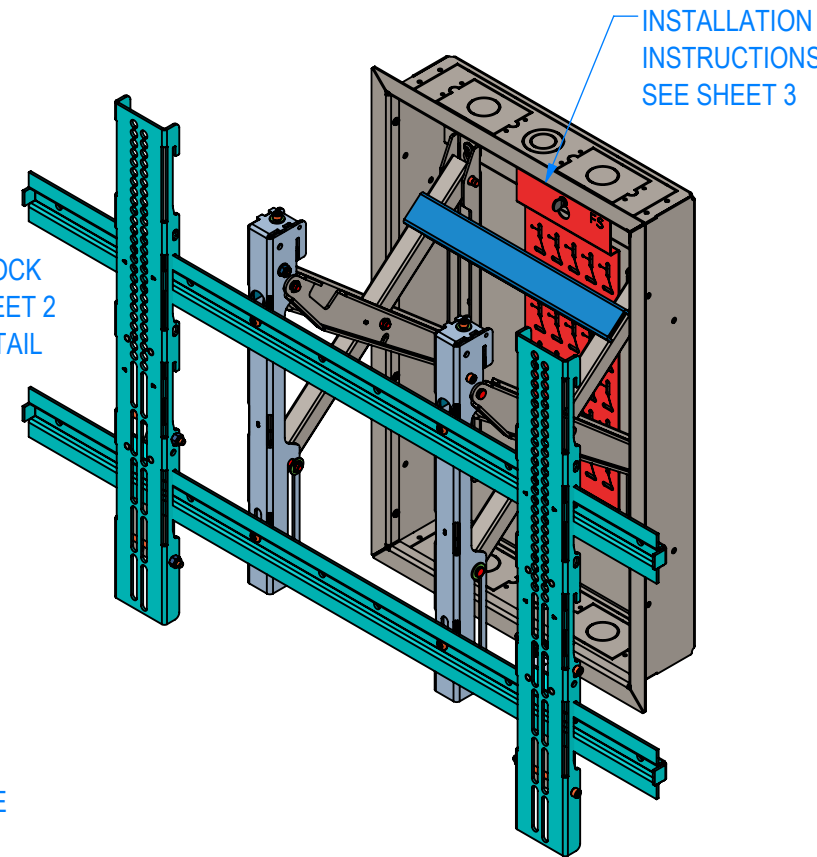
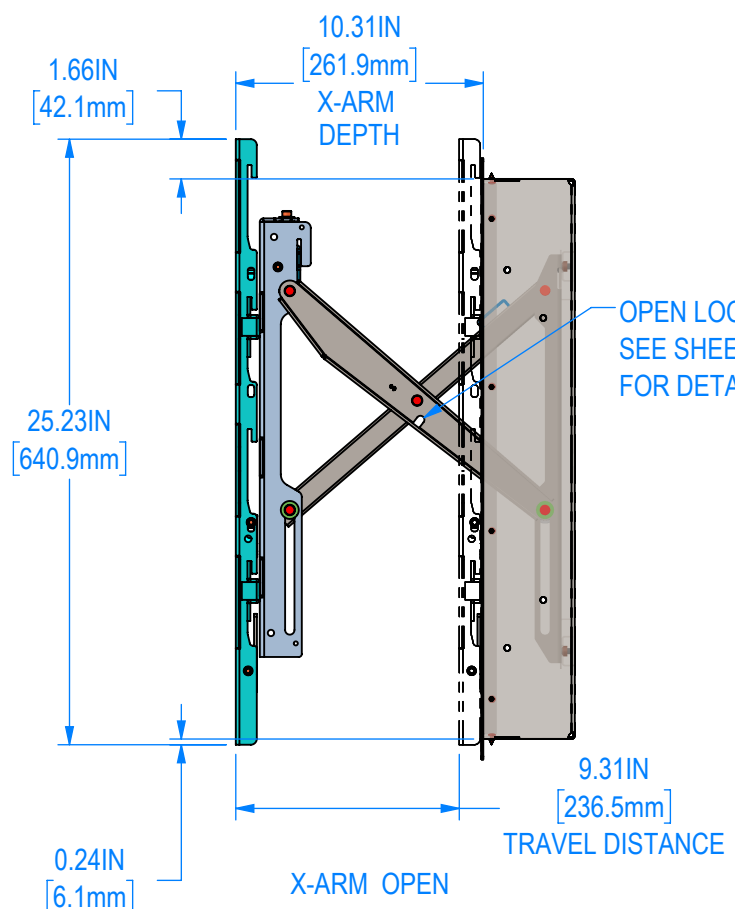
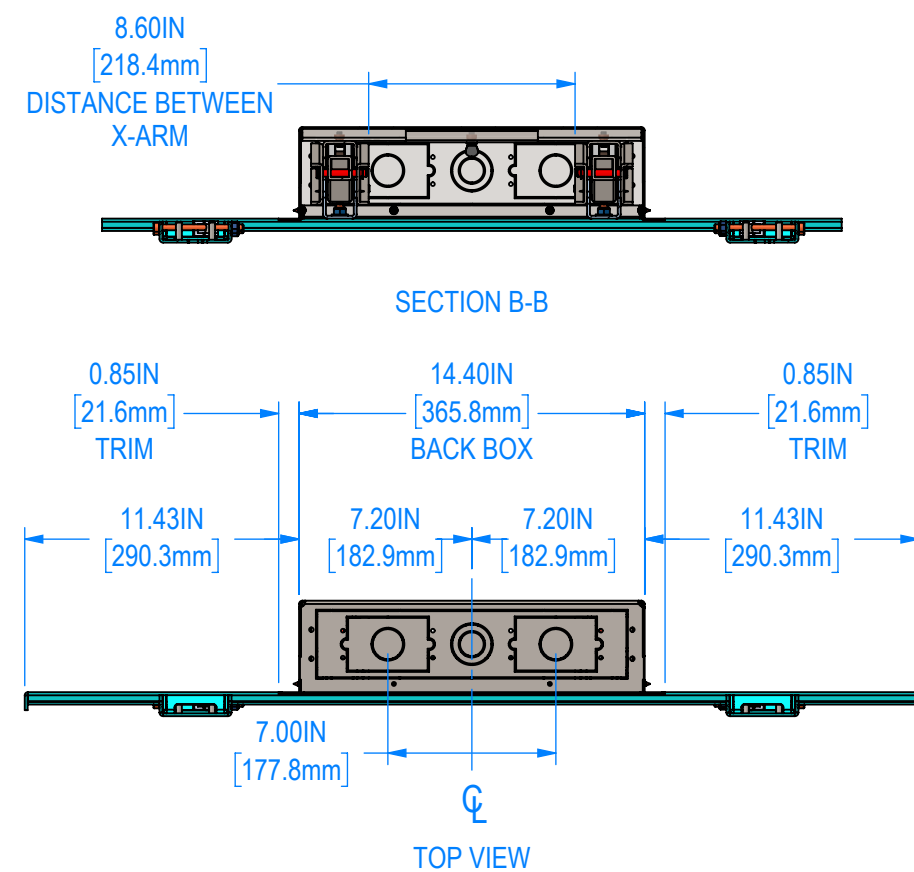
PART NO: 0001-140-00

DESCRIPTION: UNIVERSAL MOUNT - PULL OUT WALLMATE 16BF KIT

SIZE: B	DATE: 9/7/2023	DRAWN: GS	CHECKED: XX
---------	----------------	-----------	-------------

DWG. ID: RPWM-16BF-XMS-UNV.1

JOB NO:	SCALE: 1:8	REVISION:
	SHEET: 1 OF 4	



This drawing contains proprietary information owned or controlled by RPVisual Solutions and must not be used or disclosed without prior written authorization

DIMENSIONS ARE IN INCHES  
 TOLERANCES ARE:  
 FRACTIONS DECIMALS ANGLES  
 X/X : ± 1/32 .XX : ± .03 .X : ± .5  
 .XXX : ± .010 .XX : ± .20

APPROVED FOR FABRICATION

SIGNATURE:

DATE:

NOTES:

G			
F			
E			
C			
B			
A			

REV: DESCRIPTION: BY: DATE:

DEALER:

PROJECT:

SKU: RPWM-16BF-XMS-UNV

PART NO: 0001-140-00

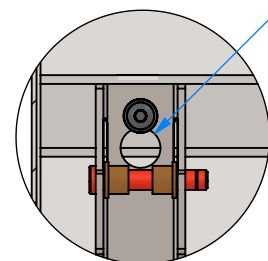
DESCRIPTION: UNIVERSAL MOUNT - PULL OUT WALLMATE 16BF KIT

SIZE: B	DATE: 9/7/2023	DRAWN: GS	CHECKED: XX
---------	----------------	-----------	-------------

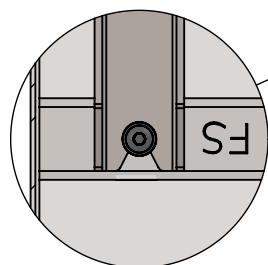
DWG. ID: RPWM-16BF-XMS-UNV.2

JOB NO:	SCALE: 1:5	REVISION:
	SHEET: 2 OF 4	

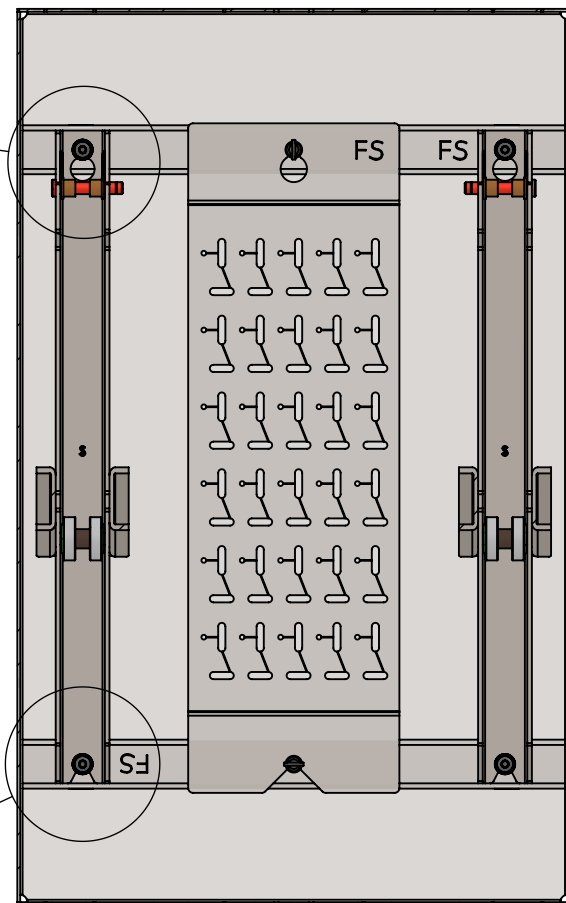
Ø 0.63IN  
 [15.9mm]  
 KEYHOLE  
 X2, UPPER X-ARM



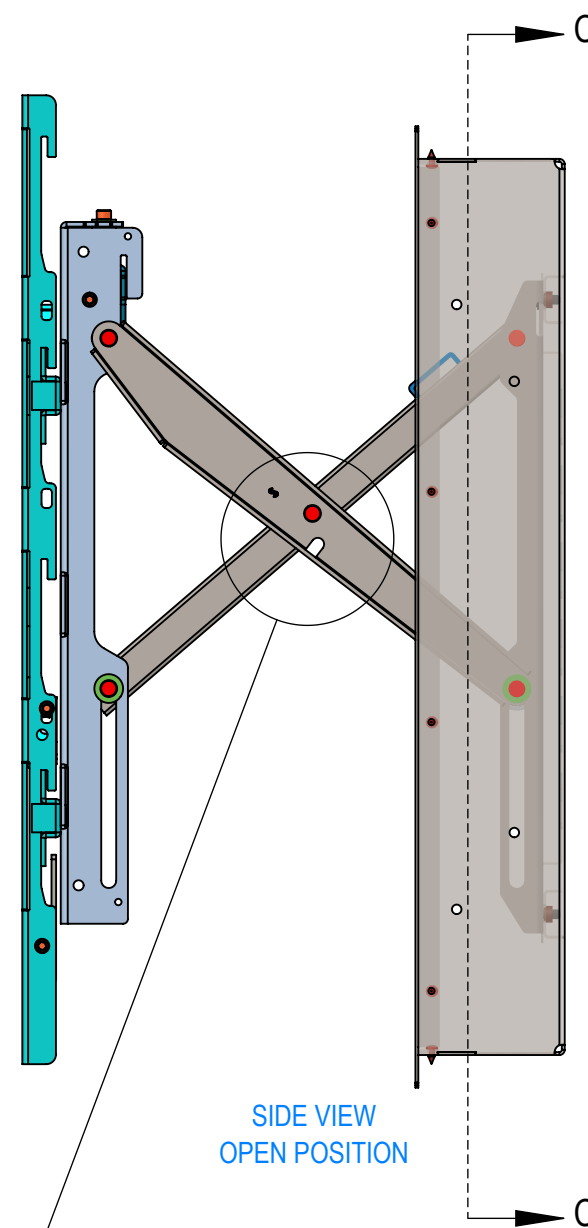
DETAIL D  
 SCALE 1 : 3



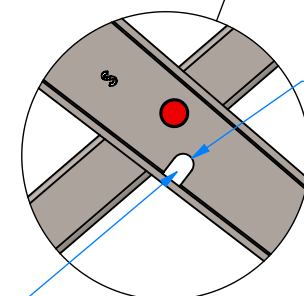
DETAIL E  
 SCALE 1 : 3



SECTION C-C



SIDE VIEW  
 OPEN POSITION



DETAIL F  
 SCALE 1 : 3

USE THIS LOCATION  
 TO LOCK X-ARM  
 IN OPEN POSITION

Ø 0.33IN  
 [8.4mm]

This drawing contains proprietary information owned or controlled by RPVisual Solutions and must not be used or disclosed without prior written authorization

DIMENSIONS ARE IN INCHES

TOLERANCES ARE:		
FRACTIONS	DECIMALS	ANGLES
X/X : ± 1/32	.XX : ± .03 .XXX : ± .010	.X : ± .5 .XX : ± .20

**APPROVED FOR FABRICATION**

SIGNATURE: \_\_\_\_\_

DATE: \_\_\_\_\_

NOTES:

1. FINISH: SEMI-GLOSS BLACK POWDER COAT
2. TOTAL WEIGHT (APPROXIMATE): 52.32 LBS

G			
F			
E			
C			
B			
A			

REV: DESCRIPTION: BY: DATE:

DEALER: \_\_\_\_\_

PROJECT: \_\_\_\_\_

SKU: RPWM-16BF-XMS-UNV

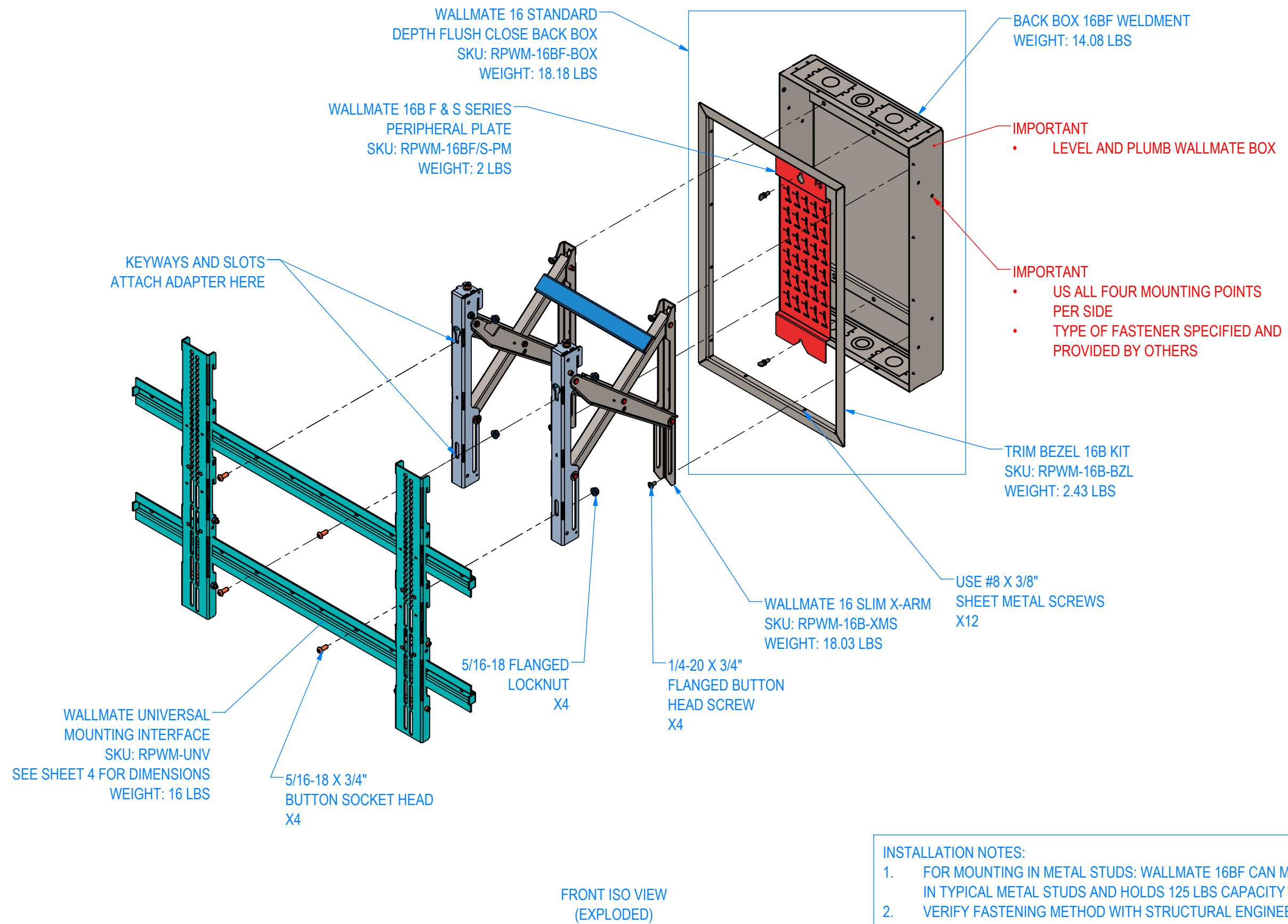
PART NO: 0001-140-00

DESCRIPTION: UNIVERSAL MOUNT - PULL OUT WALLMATE 16BF KIT

SIZE: B	DATE: 9/7/2023	DRAWN: GS	CHECKED: XX
---------	----------------	-----------	-------------

DWG. ID: RPWM-16BF-XMS-UNV.3

JOB NO:	SCALE: 1:8	REVISION:
	SHEET: 3 OF 4	



- INSTALLATION NOTES:**
1. FOR MOUNTING IN METAL STUDS: WALLMATE 16BF CAN MOUNT IN TYPICAL METAL STUDS AND HOLDS 125 LBS CAPACITY
  2. VERIFY FASTENING METHOD WITH STRUCTURAL ENGINEER PRIOR TO INSTALLATION
  3. VERIFY WALL STRENGTH PRIOR TO INSTALLATION
  4. USE ALL FASTENING POINTS ON BOTH SIDES OF BOX

**NOTE TO CONTRACTOR:**  
 USE SUPPLIED HARDWARE WITH CAUTION:  
 - SCREWS CAN EXCEED DISPLAY INSERT LENGTH  
 - VERIFY INSERT LENGTH WITH DISPLAY  
 MANUFACTURER PRIOR TO USE

**DISPLAY MOUNTING HARDWARE PROVIDED BY RPV:**  
 QTY: 4 / UNIT - M6 X 16mm FLANGED SBHCS ALLOY  
 QTY: 4 / UNIT - M8 X 16mm, M8 X 20mm FLANGED SBHCS ALLOY  
 QTY: 4 / UNIT - M8 X 40mm SBHCS ALLOY  
 QTY: 4 / UNIT - 5/16" ID X 3/4" OD FLAT WASHER

This drawing contains proprietary information owned or controlled by RPVisual Solutions and must not be used or disclosed without prior written authorization

DIMENSIONS ARE IN INCHES  
 TOLERANCES ARE:  
 FRACTIONS DECIMALS ANGLES  
 X/X : ± 1/32 .XX : ± .03 .X : ± .5  
 .XXX : ± .010 .XX : ± .20

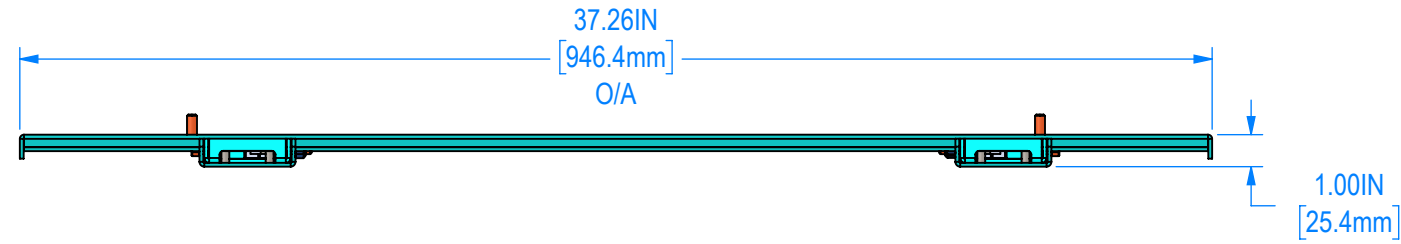
**APPROVED FOR FABRICATION**

SIGNATURE:

DATE:

NOTES:

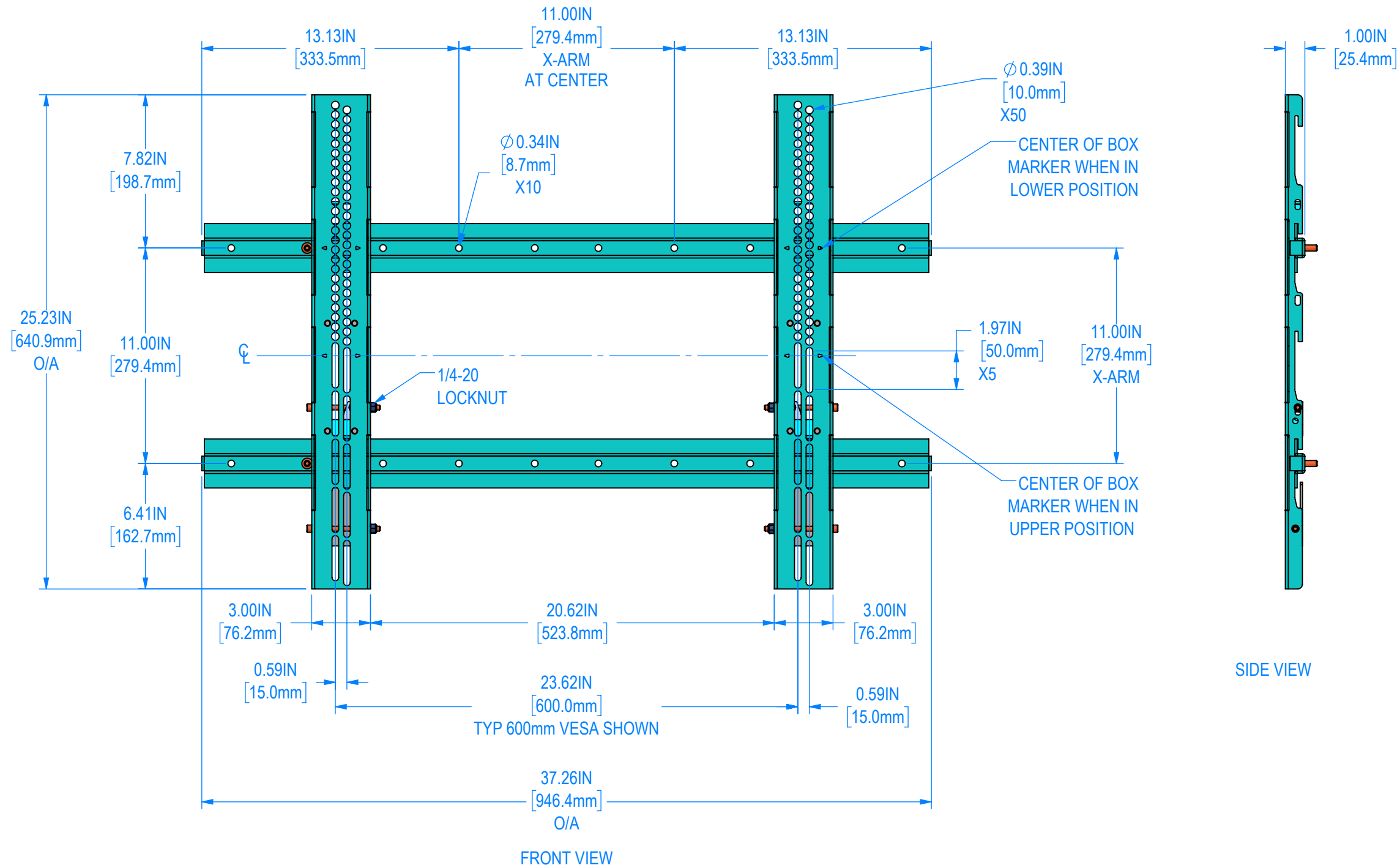
1. FINISH: SEMI-GLOSS BLACK POWDER COAT
2. TOTAL WEIGHT (APPROXIMATE): 16 LBS



FRONT VIEW



DISPLAY THIS SIDE



FRONT VIEW

SIDE VIEW

G			
F			
E			
C			
B			
A			

REV: DESCRIPTION: BY: DATE:

DEALER:

PROJECT:

SKU: RPWM-UNV-64

PART NO: 0006-000-00F

DESCRIPTION: UNIVERSAL MOUNT ASSEMBLY

SIZE: B	DATE: 9/7/2023	DRAWN: GS	CHECKED: XX
---------	----------------	-----------	-------------

DWG. ID: RPWM-16BF-XMS-UNV.4

JOB NO:	SCALE: 1:6	REVISION: F
	SHEET: 4 OF 4	