

This drawing contains proprietary information owned or controlled by RPVisual Solutions and must not be used or disclosed without prior written authorization

DIMENSIONS ARE IN INCHES

TOLERANCES ARE:

FRACTIONS	DECIMALS	ANGLES
X/X : ± 1/32	.XX : ± .03 .XXX : ± .010	X : ± .5 .XX : ± .20

APPROVED FOR FABRICATION

SIGNATURE:

DATE:

NOTES:

1. FINISH: SEMI-GLOSS BLACK POWDER COAT
2. TOTAL WEIGHT (APPROXIMATE): 71 LBS

G			
F			
E			
C	CONDUIT SPACER WAS 15.795"	GS	9/8/2023
B	BACK BOX ADVANCED TO REV B	GS	9/8/2023
A	BACK BOX ADVANCED TO REV A	GS	9/8/2023
REV:	DESCRIPTION:	BY:	DATE:

DEALER:

PROJECT:

SKU: RPWM-32BF-XMS-ADA

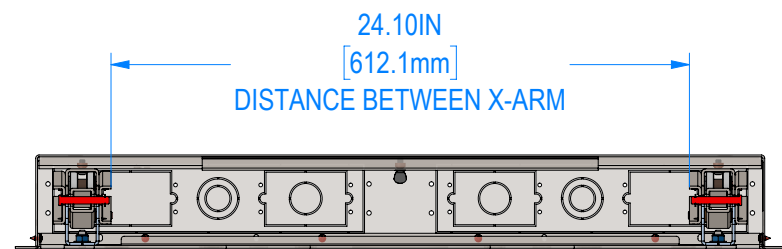
PART NO: 0002-280-00C

DESCRIPTION: FLUSH CLOSE, THIN OFFSET PLATE - PULL OUT WALLMATE 32BF KIT

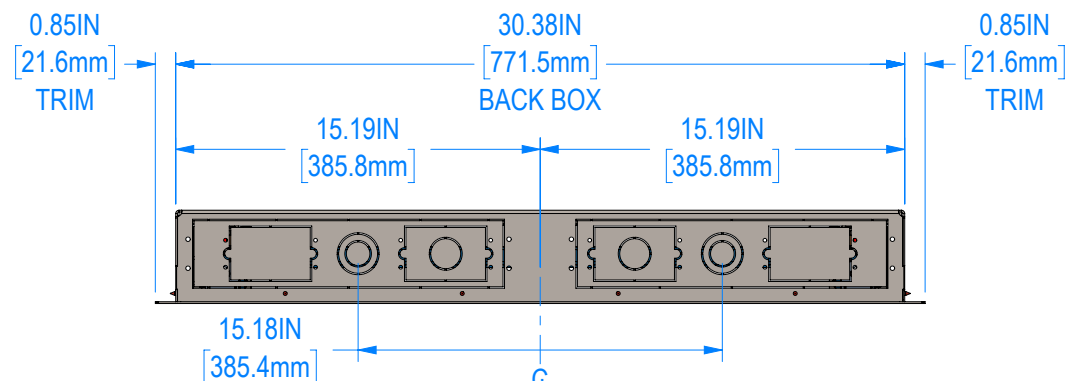
SIZE: B	DATE: 9/8/2023	DRAWN: GS	CHECKED: XX
---------	----------------	-----------	-------------

DWG. ID: RPWM-32BF-XMS-ADA.1

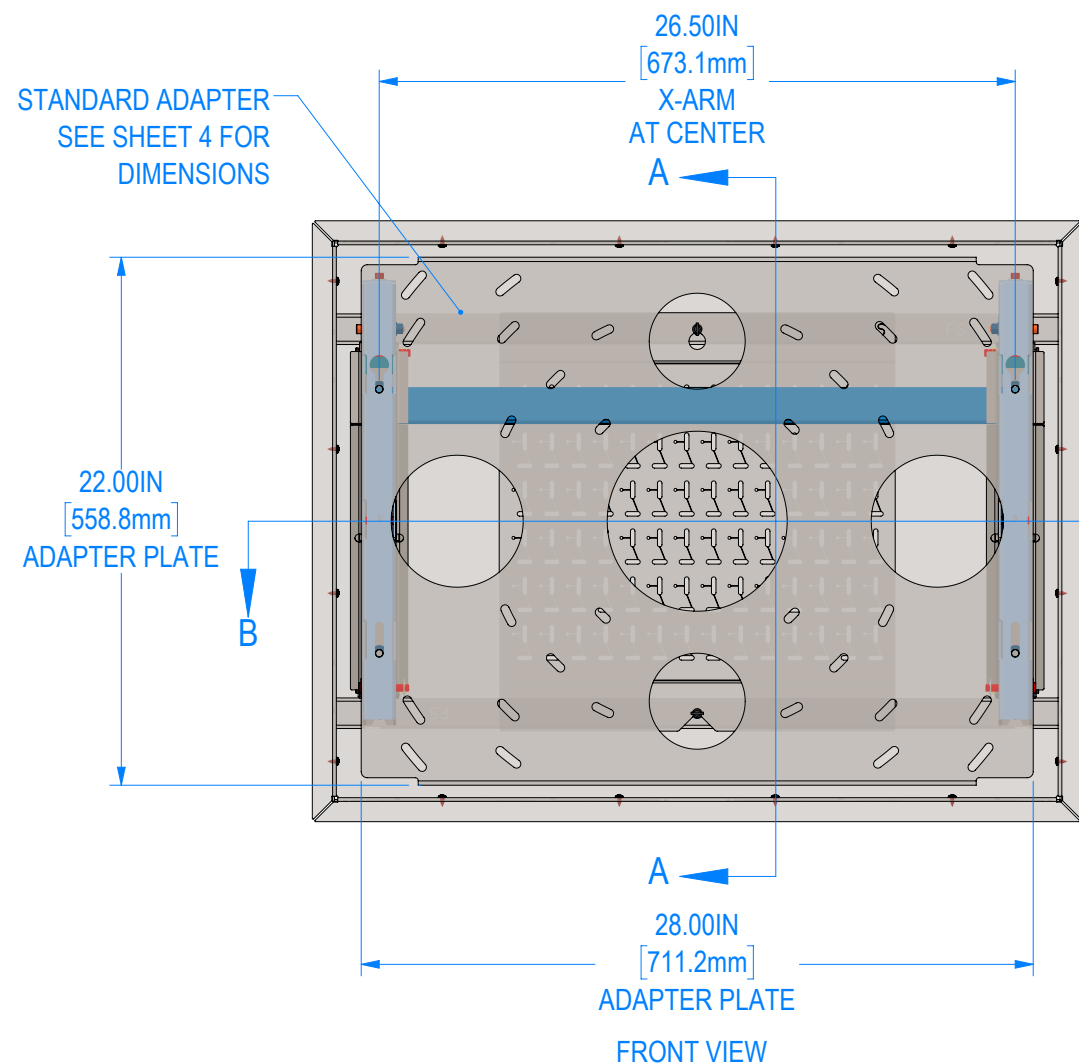
JOB NO:	SCALE: 1:8	REVISION: C
	SHEET: 1 OF 4	



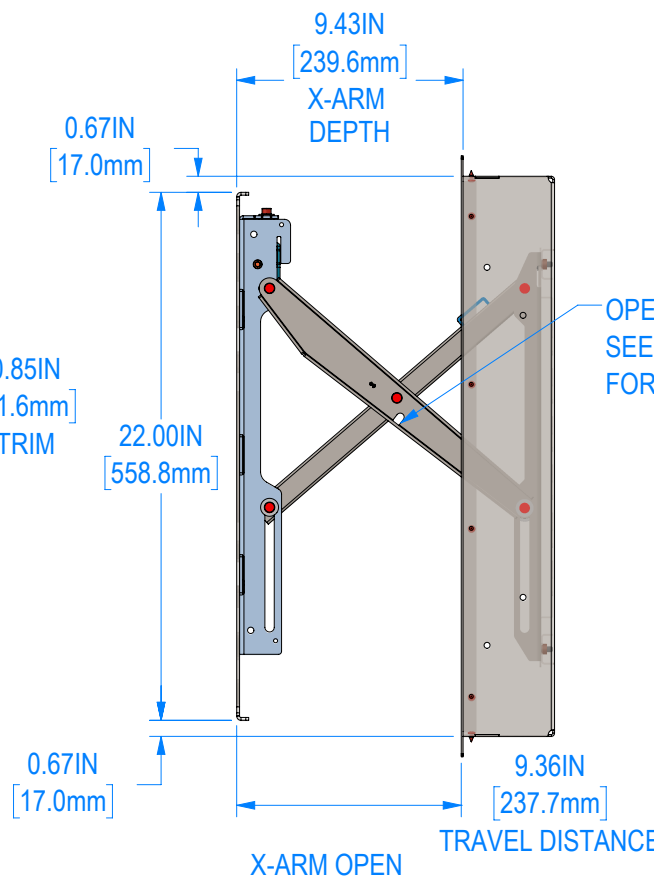
SECTION B-B



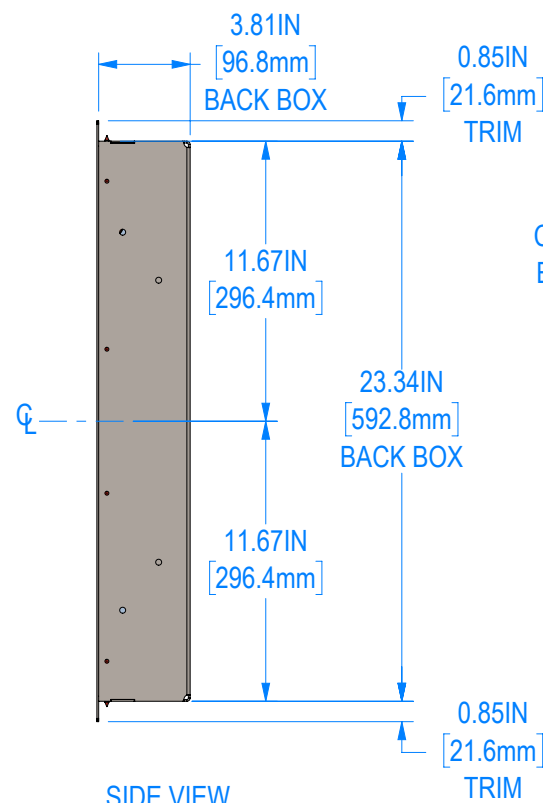
TOP VIEW



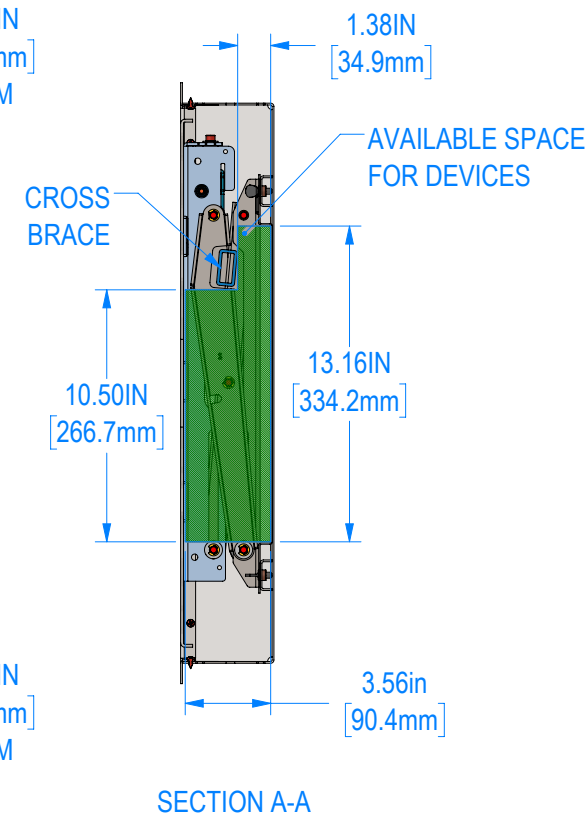
FRONT VIEW



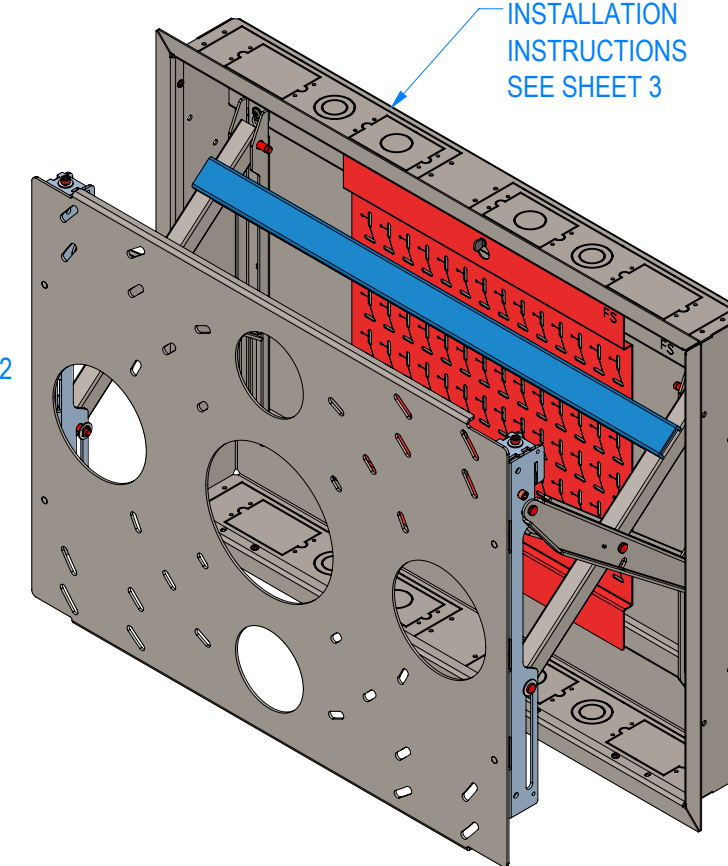
X-ARM OPEN



SIDE VIEW



SECTION A-A



This drawing contains proprietary information owned or controlled by RPVisual Solutions and must not be used or disclosed without prior written authorization

DIMENSIONS ARE IN INCHES
TOLERANCES ARE:
FRACTIONS DECIMALS ANGLES
X/X : ± 1/32 .XX : ± .03 .X : ± .5
.XXX : ± .010 .XX : ± .20

APPROVED FOR FABRICATION

SIGNATURE: _____

DATE: _____

NOTES:

G			
F			
E			
C			
B			
A			

REV: DESCRIPTION: BY: DATE:

DEALER:

PROJECT:

SKU: RPWM-32BF-XMS-ADA

PART NO: 0002-280-00C

DESCRIPTION: FLUSH CLOSE, THIN OFFSET PLATE - PULL OUT WALLMATE 32BF KIT

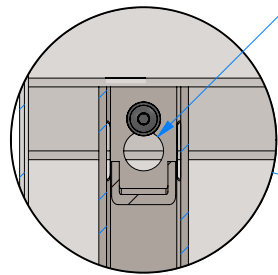
SIZE: B DATE: 9/8/2023 DRAWN: GS CHECKED: XX

DWG. ID: RPWM-32BF-XMS-ADA.2

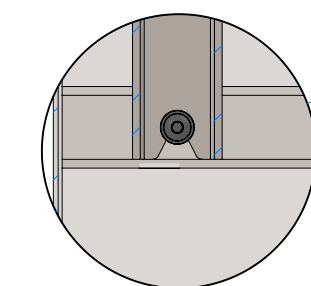
JOB NO: SCALE: 1:5 REVISION: C

SHEET: 2 OF 4

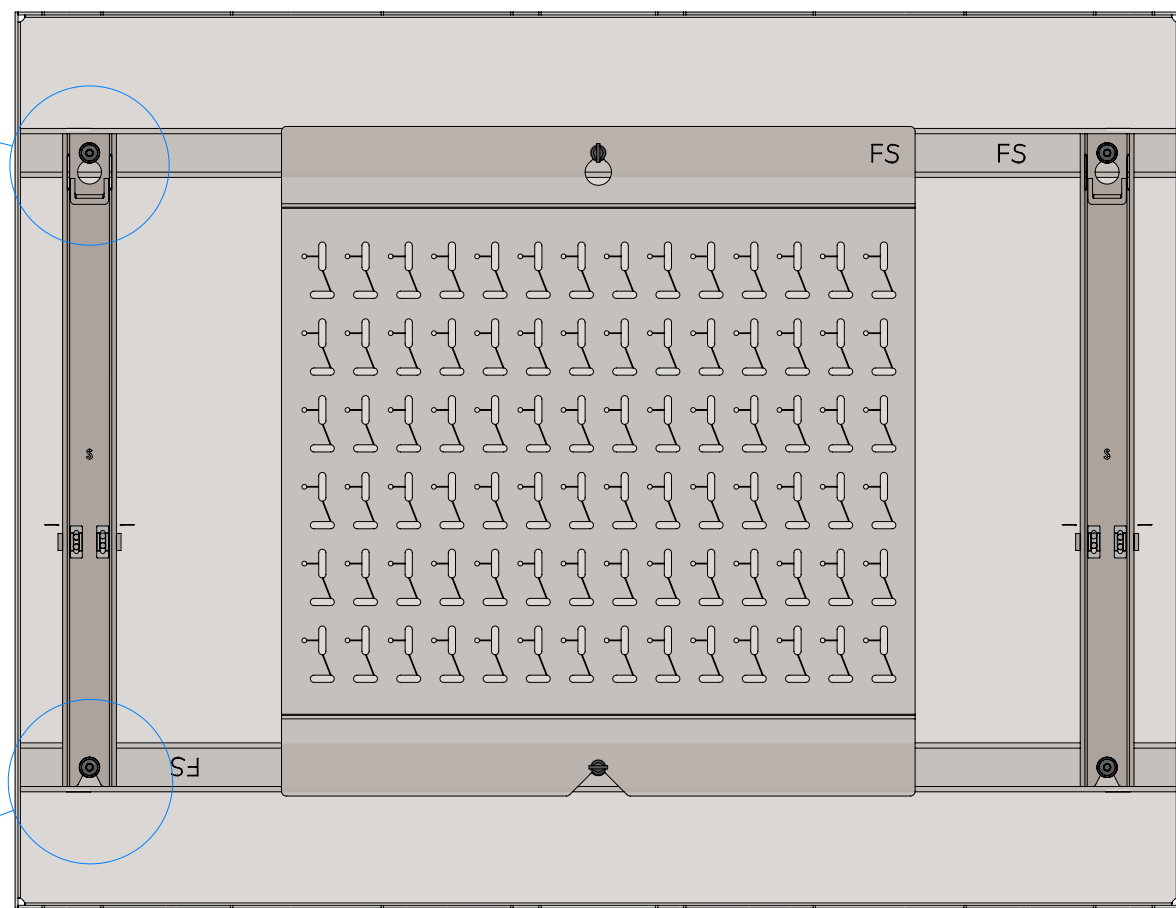
Ø 0.63IN
[15.9mm]
KEYHOLE X2,
UPPER X-ARM



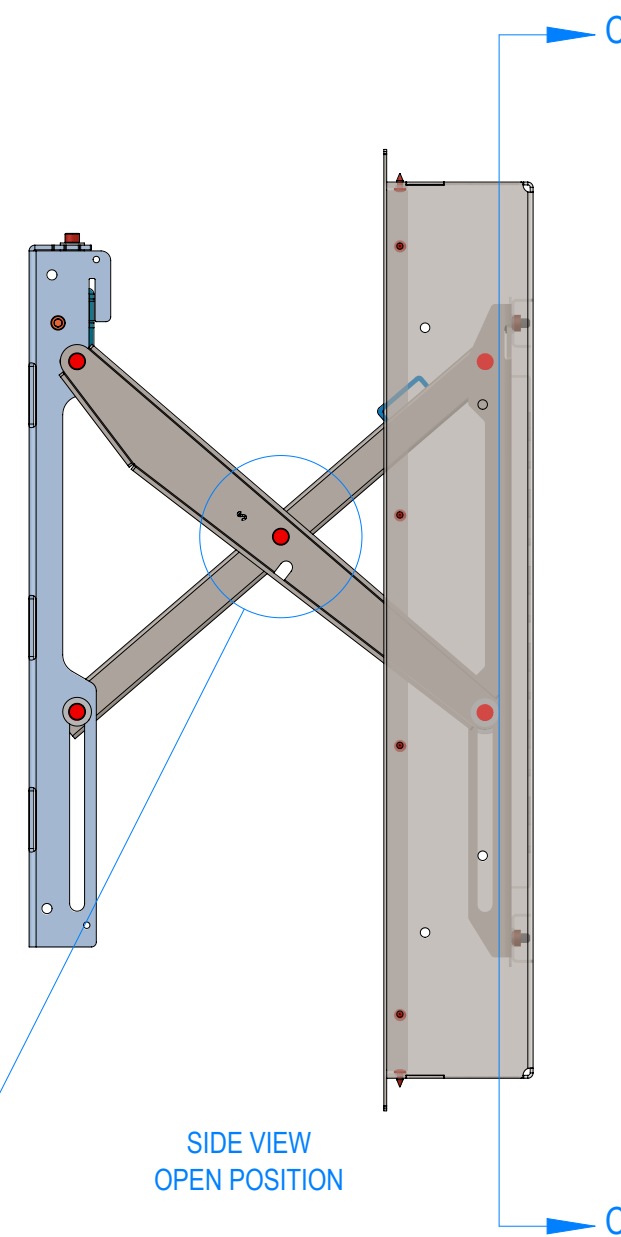
DETAIL D
SCALE 1 : 3



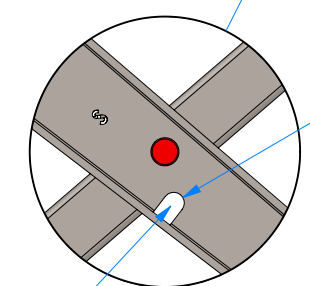
DETAIL E
SCALE 1 : 3



SECTION C-C



SIDE VIEW
OPEN POSITION



Ø 0.33IN
[8.4mm]

DETAIL F
SCALE 1 : 3

USE THIS LOCATION
TO LOCK X-ARM
IN OPEN POSITION

This drawing contains proprietary information owned or controlled by RPVisual Solutions and must not be used or disclosed without prior written authorization

DIMENSIONS ARE IN INCHES
TOLERANCES ARE:
FRACTIONS DECIMALS ANGLES
X/X : ± 1/32 .XX : ± .03 .X : ± .5
.XXX : ± .010 .XX : ± .20

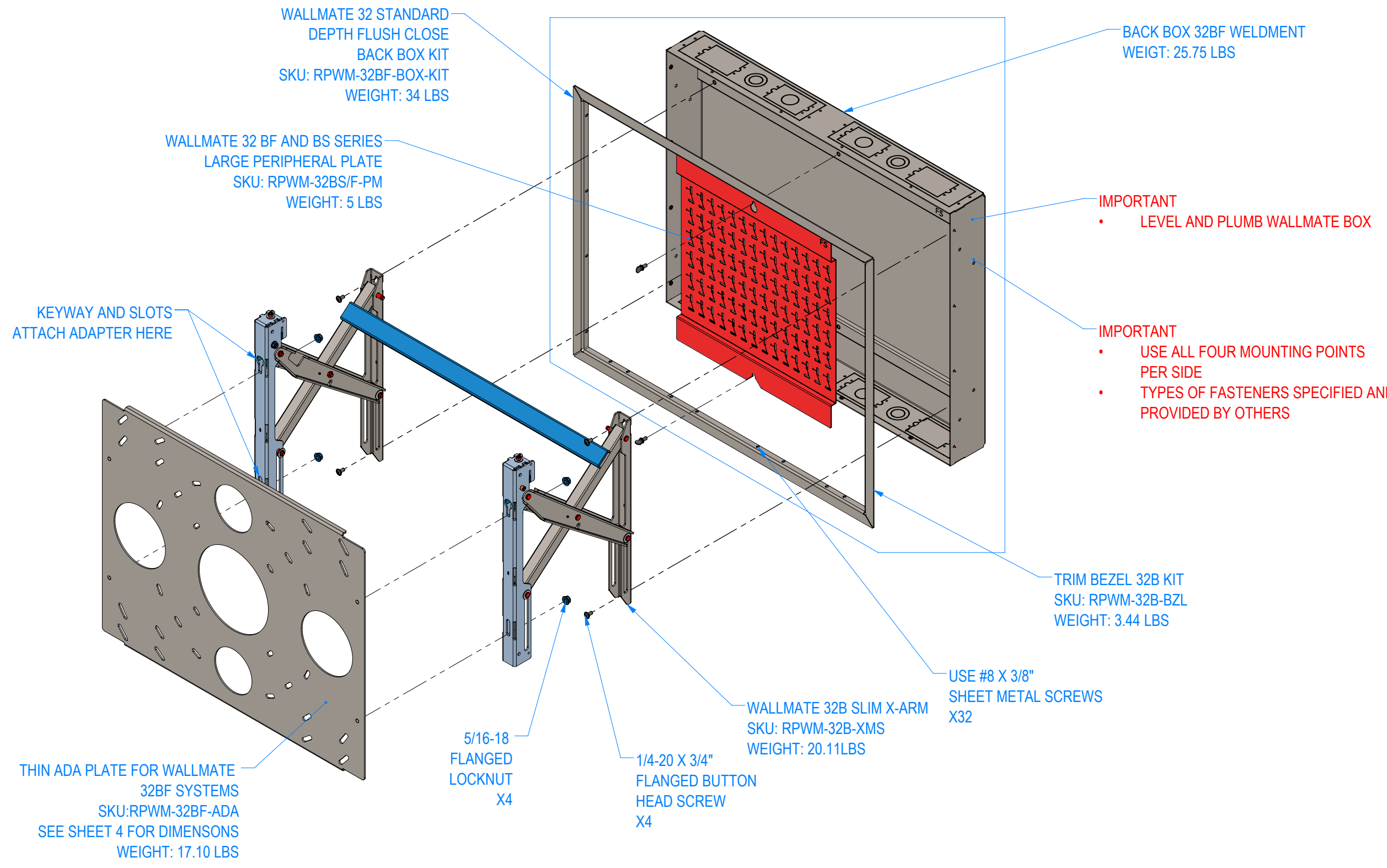
APPROVED FOR FABRICATION

SIGNATURE: _____

DATE: _____

NOTES:

1. FINISH: SEMI-GLOSS BLACK POWDER COAT
2. TOTAL WEIGHT (APPROXIMATE): 71 LBS



FRONT ISO VIEW (EXPLODED)

- INSTALLATION NOTES:**
1. FOR MOUNTING IN METAL STUDS: WALLMATE 32BF CAN MOUNT IN TYPICAL METAL STUDS AND HOLDS 300 LBS CAPACITY
 2. VERIFY FASTENING METHOD WITH STRUCTURAL ENGINEER PRIOR TO INSTALLATION
 3. VERIFY WALL STRENGTH PRIOR TO INSTALLATION
 4. USE ALL FASTENING POINTS ON BOTH SIDES OF BOX

G			
F			
E			
C			
B			
A			
REV:	DESCRIPTION:	BY:	DATE:

DEALER: _____

PROJECT: _____

SKU: RPWM-32BF-XMS-ADA

PART NO: 0002-280-00C

DESCRIPTION: FLUSH CLOSE, THIN OFFSET PLATE - PULL OUT WALLMATE 32BF KIT

SIZE: B	DATE: 9/8/2023	DRAWN: GS	CHECKED: XX
---------	----------------	-----------	-------------

DWG. ID: RPWM-32BF-XMS-ADA.3

JOB NO:	SCALE: 1:8	REVISION: C
	SHEET: 3 OF 4	

NOTE TO CONTRACTOR:
 USE SUPPLIED HARDWARE WITH CAUTION:
 - SCREWS CAN EXCEED DISPLAY INSERT LENGTH
 - VERIFY INSERT LENGTH WITH DISPLAY
 MANUFACTURER PRIOR TO USE

DISPLAY MOUNTING HARDWARE PROVIDED BY RPV:
 QTY: 4 / UNIT - M6 X 16mm FLANGED SBHCS ALLOY
 QTY: 4 / UNIT - M8 X 16mm, M8 X 20mm FLANGED SBHCS ALLOY
 QTY: 4 / UNIT - M8 X 40mm SBHCS ALLOY
 QTY: 4 / UNIT - 5/16" ID X 3/4" OD FLAT WASHER

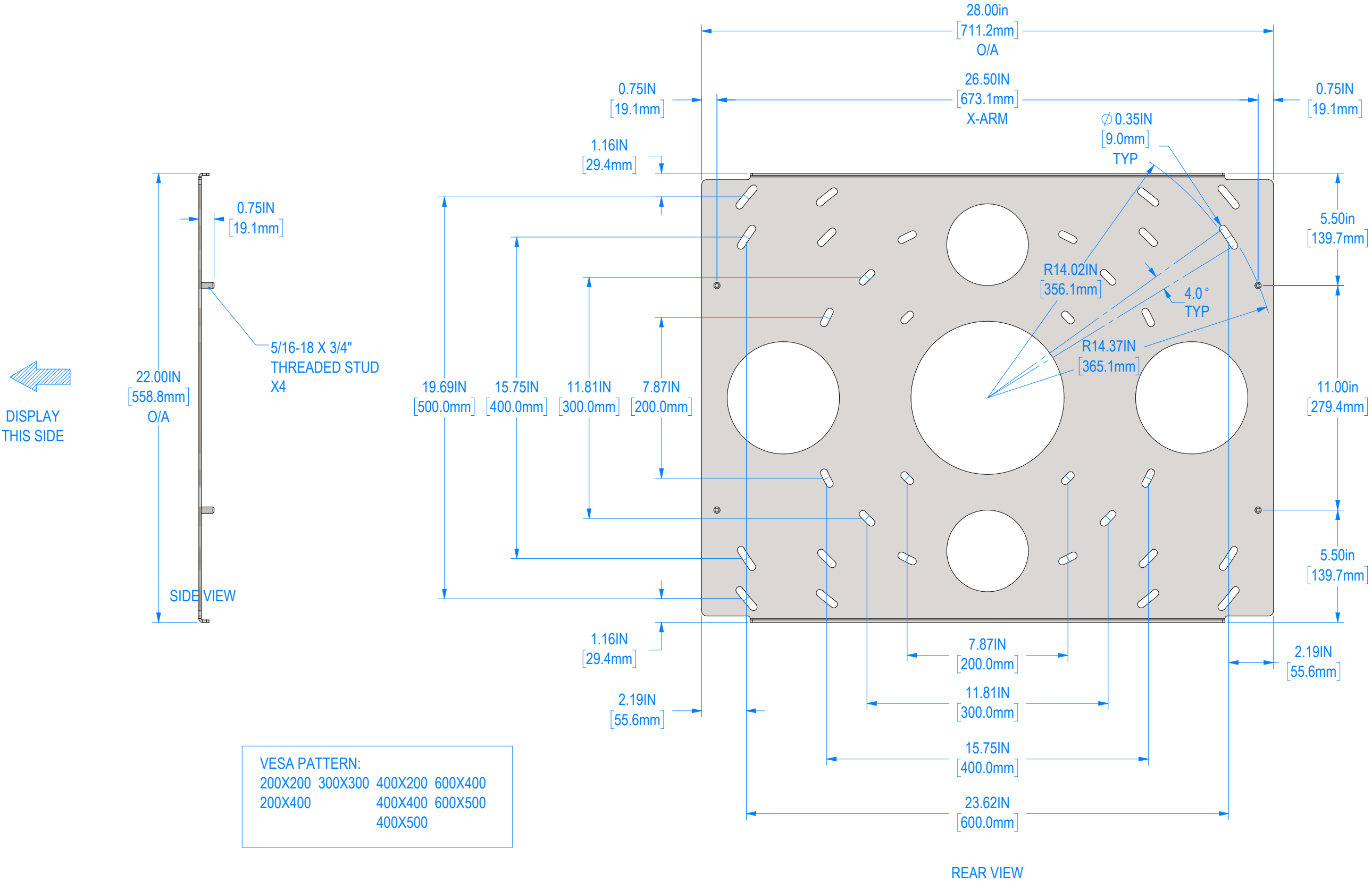
This drawing contains proprietary information owned or controlled by RPVisual Solutions and must not be used or disclosed without prior written authorization.
 DIMENSIONS ARE IN INCHES
 TOLERANCES ARE:
 FRACTIONS: X/X : ± 1/32
 DECIMALS: .XX : ± .03
 .XXX : ± .010
 ANGLES: X : ± .5
 .XX : ± .20

APPROVED FOR FABRICATION
 SIGNATURE:

DATE:

NOTES:

1. FINISH: SEMI-GLOSS BLACK POWDER COAT
2. TOTAL WEIGHT (APPROXIMATE): 17 LBS



VESA PATTERN:
 200X200 300X300 400X200 600X400
 200X400 400X400 600X500
 400X500

G			
F			
E			
C			
B			
A	RELIEF CUT 1.75" NOW 2.375"	GS	9/8/2023
REV:	DESCRIPTION:	BY:	DATE:

DEALER:

PROJECT:

SKU: RPWM-32BF-ADA

PART NO: 0002-280-01A

DESCRIPTION: THIN ADA PLATE FOR WALLMATE 32BF

SIZE: B DATE: 9/8/2023 DRAWN: GS CHECKED: XX

DWG. ID: RPWM-32BF-XMS-ADA.4

JOB NO: SCALE: 1:5 SHEET: 4 OF 4 REVISION: A