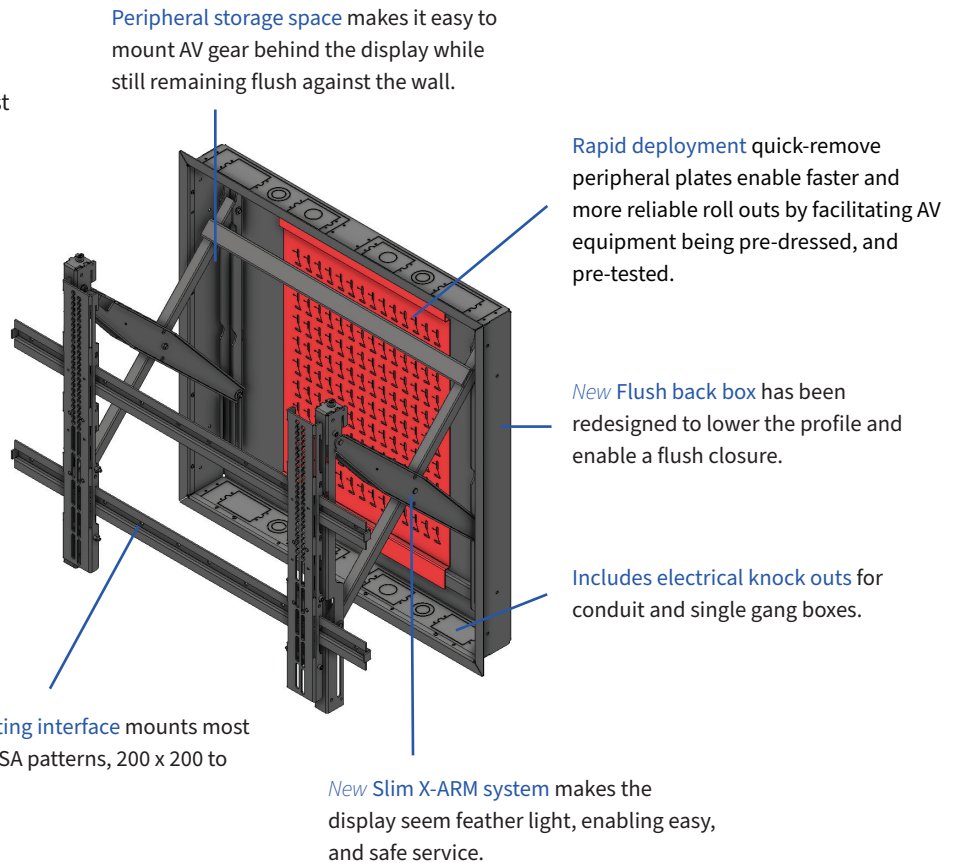


# WALLMATE FLUSH

## Flush In-Wall Flat Panel Mounting System FOR DISPLAYS UP TO 325 LBS

The Wallmate 32MAXBF with Universal mount is a double stud bay system designed to be the thinnest in-wall mount possible for ADA compliance with large flat panel displays, while maintaining the ultimate in display mount flexibility.

- Manufactured with 11 to 14-gauge steel to create a rigid mount that will remain stable and level.
- Installation only requires simple tools such as a drill, screwdriver, and Allen key.
- Mounts directly to studs which eliminates the need for surface blocking. Contractors can install the back box during the construction phase.



## Wallmate 32MAXBF-XMS-UNV Product Specification

Stud Depth In Wall	3.5" or greater
Min. Landscape and Portrait Panel Size	65"
Max Recommended Display Size Dia. 16:9	98"
Max Display Thickness Hit ADA - Non Shift	2.99"
X-ARM Opening Distance (wall to back of display)	15.44"
X-ARM Closed Distance (wall to back of display)	1.01"
Horizontal Shift	+/-9.4" V <sup>6</sup>
Vertical Shift	+5.02"/-9.09" V <sup>6</sup>
Rotation of Display	0-6.5mm height adjust per VESA location
X-ARM Plumb Alignment	-0.62° to 0°
Display Weight Capacity	325 lbs.
Internal Mount Space X-ARM (WxHxD)	24.1" x 19.34" x 3.75"
Peripheral Plate Dim (WxHxD inches)	17.5" x 26.75" x 0.5"
BOX External Dimensions – no trim (WxHxD)	30.38" x 30.38" x 3.81"

<b>BOX &amp; Trim External Dimensions (WxHxD)</b>	32.1" x 32.1" x 3.88"
<b>Plate Attach Pattern to X-ARM (WxH)</b>	26.5" x 11"
<b>Default VESA Pattern Width</b>	200-800
<b>Default VESA Pattern Height</b>	200-600
<b>1-Gang Box Positions (top and bottom)</b>	4 each
<b>Conduit Knock Outs (top)</b>	4 (qty. 2 x 1", qty. 2 x combo 0.75"/1.25")
<b>Conduit Knock Outs (bottom)</b>	4 (qty. 2 x 1", qty. 2 x combo 0.75"/1.25")
<b>AUX Tray Position</b>	2
<b>1" Metal Multi-Piece Trim</b>	Included with back box
<b>System Weight</b>	90.02 lbs.

## Wallmate 32MAXBF-XMS-UNV Model Numbers

Wallmate RPWM-32MAXBF-XMS-UNV Kit with Universal Mounting Plate (as shown in images)

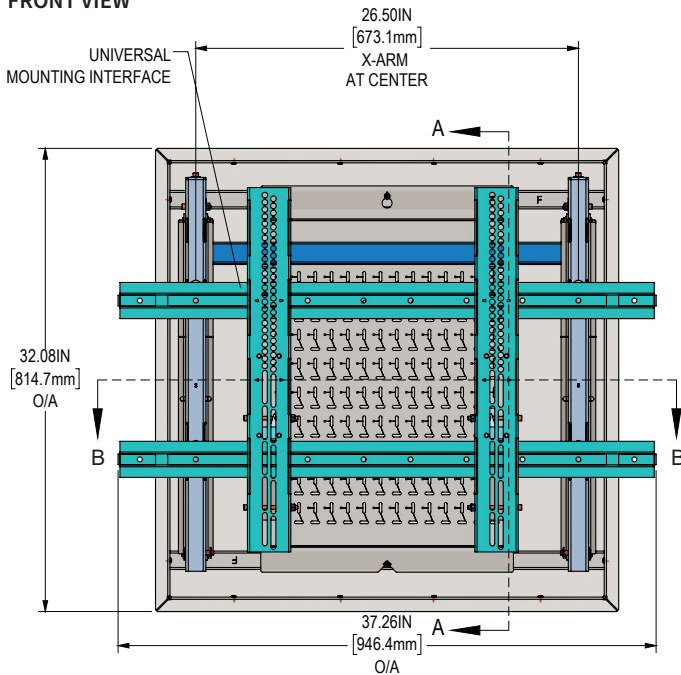
Part Number	Description	Typical Purchaser
RPWM-32MAXBF-XMS-UNV	Wallmate 32MAXBF system, includes Flush back box, peripheral mounting plate, and box trim bezel, Slim X-ARM, system, and Universal Mounting System. Closes 1.01" from wall, 325 lbs. capacity.	Integrator
RPWM-32MAXBF-BOX-KIT	Metal back box for Wallmate 32MAXBF systems. Mounts in standard 3.5" depth studs, includes peripheral mounting plate and trim bezel. Integrated mounting points, 8 single gang box knock outs, 4 multi size conduit knock outs, 4 1" conduit knock outs, 2 knock outs for bottom auxiliary tray. Mounts direct to 14 gauge studs. 325 lbs. capacity.	General or electrical contractors (Split scope part 1 of 2)
RPWM-32MAXBF-XMS-UNV-NB	Wallmate 32MAXBF system, includes Slim X-ARM, system, and Universal Mounting System. Closes 1.01" from wall, 325 lbs. capacity. Back box kit sold separately.	Integrator (Split scope part 2 of 2)

### Additional Wallmate 32MAXBF Accessories and Kits

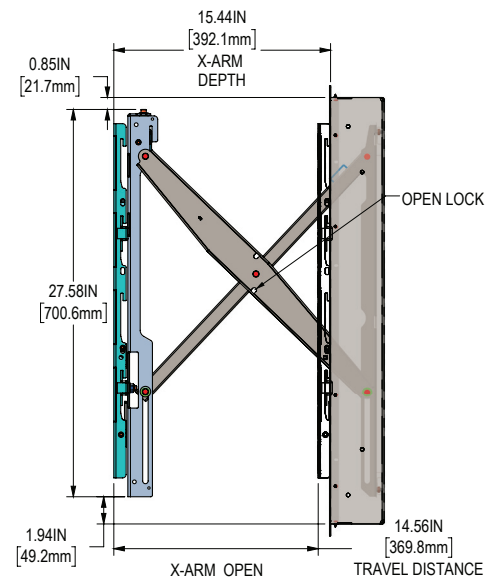
Part Number	Description
RPWM-UNV-64	Universal Mounting Plate
RPWM-32MAXBF-PMFLXS-1	Peripheral Plate, Wallmate 32MAXB for Crestron Flex Systems
RPWM-32MAXBF-PMFLX-1	Peripheral Plate, Wallmate 32MAXB for Crestron Flex Systems
RPWM-32MAXBF-PM	Peripheral Plate for Wallmate 32MAXBF
RPWM-32MAXB-BZL#	Wallmate 32MAXB Deep Trim
RPWM-32MAXB-CVR	Blank back box cover plate for Wallmate 32MAXB Series
RPWM-TOUCH-S	Wallmate B Slim Series Touch Kit
RPWM-UC-UNV-KCAM	Universal mount Camera kit. Call for matching number.
RPWM-UC-TNV-KCAM	TNV plate mounting kit for Wallmate 32/32MAX systems
RPWM-AUXBOX	Auxiliary box
RPWM-AUXBOX-F	Fiber access AUXBOX
RPWM-TILT	Wallmate B tilt brackets

RPWM-LOCK-S	Wallmate 16/32/32MAX Standard B and SLIM X-ARM Lock Kit
RPWM-EUPWR	European Power Adapter plate
RPWM-UNV64-C#	VESA Converter
RPWM-UC-SPK-LR	Wallmate Left/Right loudspeaker mount kit for Universal mount
RPWM-UC-SPK-B	Wallmate Below display loudspeaker mount kit for Universal mount
<b>Kits</b>	<b>Description</b>
RPWM-32MAXBF-XMS-ADA	Flush close, thin ADA mounting plate - Pull out Wallmate 32MAXBF kit
RPWM-32MAXBF-XMS-ADA-HVSB	Flush close, thin ADA shift mounting plate - Pull out Wallmate 32MAXBF kit
RPWM-32MAXBF-XMS-OFFSET	Thin offset plate - Pull out Wallmate 32MAXBF kit
RPWM-32MAXBF-XMS-ADA-LG110	Flush close kit for LG 110UM5J-B - Pull out Wallmate 32MAXBF

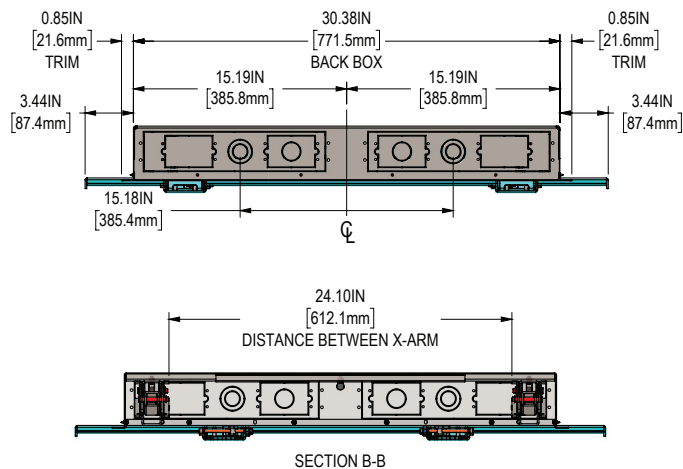
**FRONT VIEW**



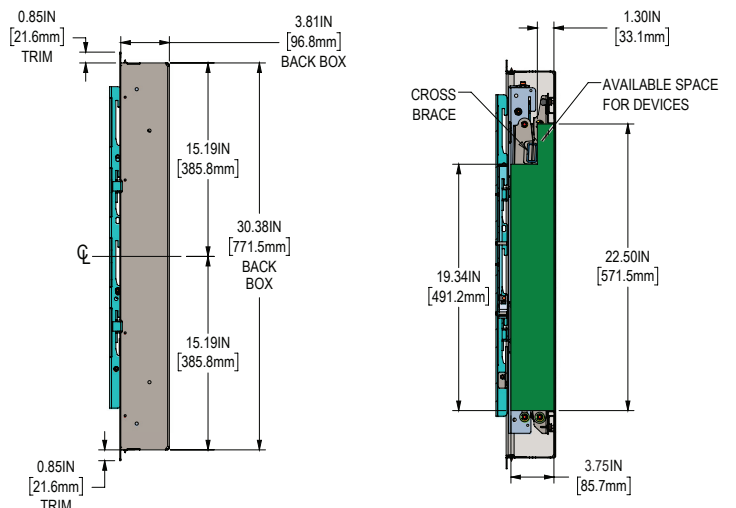
**SIDE VIEW (X-ARMS OPEN)**



**BOTTOM VIEW**



**SIDE VIEW (X-ARMS CLOSED)**



**CONTACT US**

[rpvisuals.com/wallmate](http://rpvisuals.com/wallmate)  
[info@rpvisuals.com](mailto:info@rpvisuals.com)

