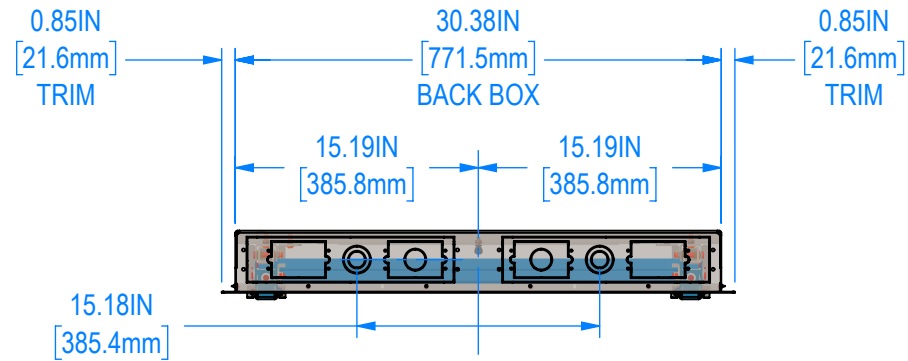
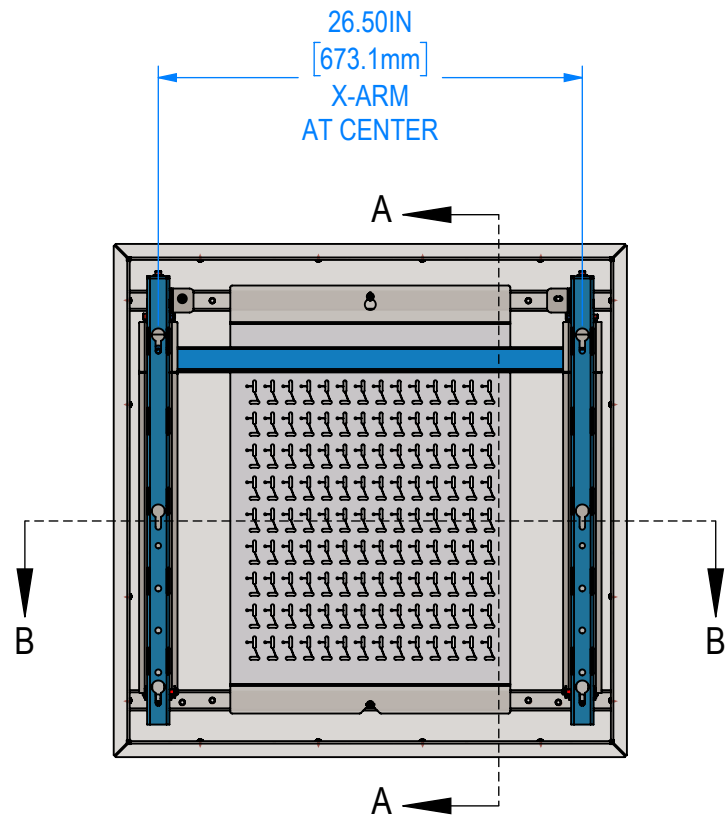


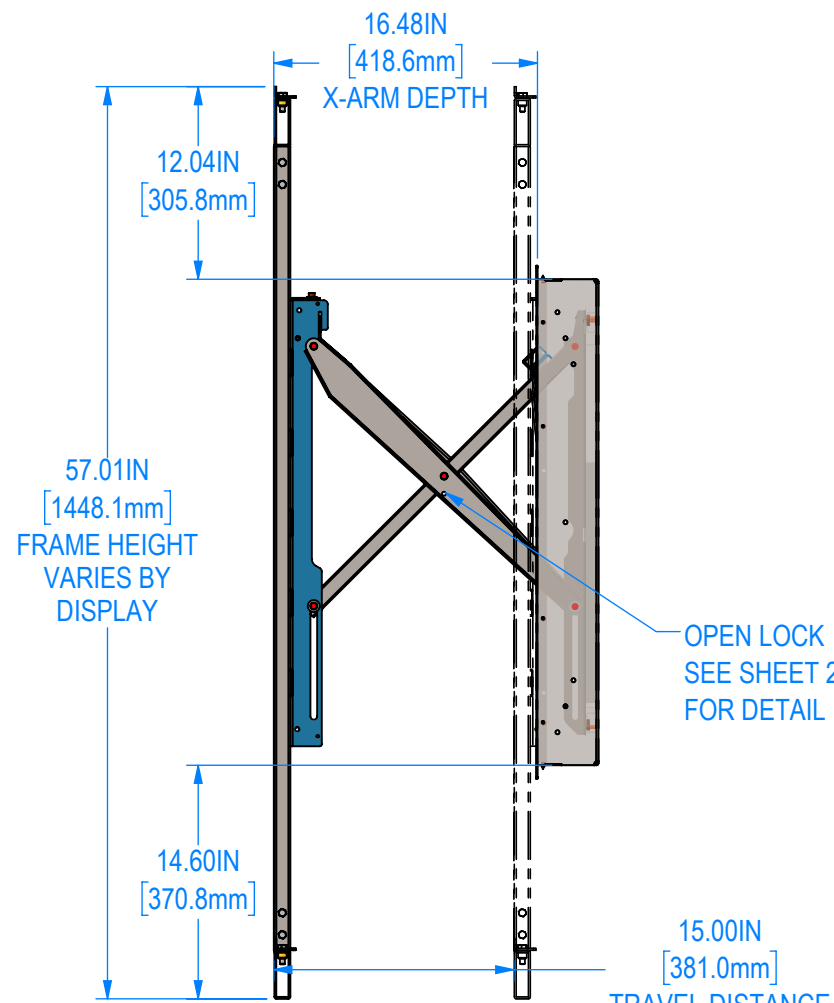
SECTION B-B



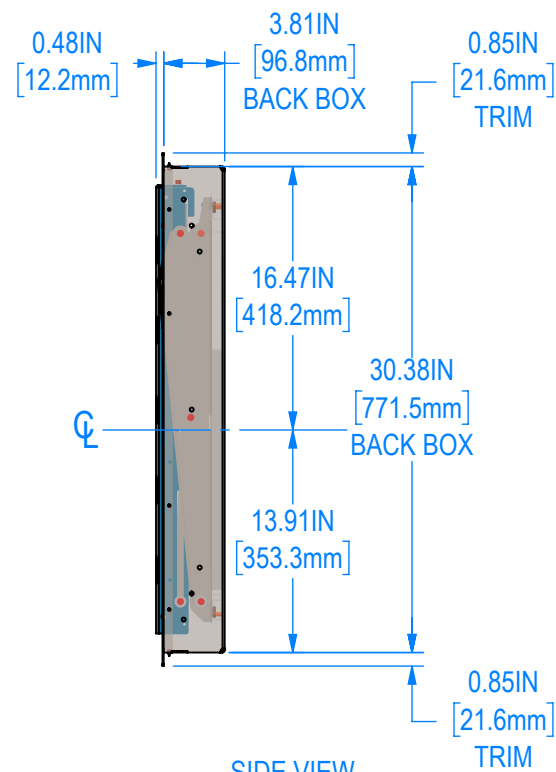
TOP VIEW



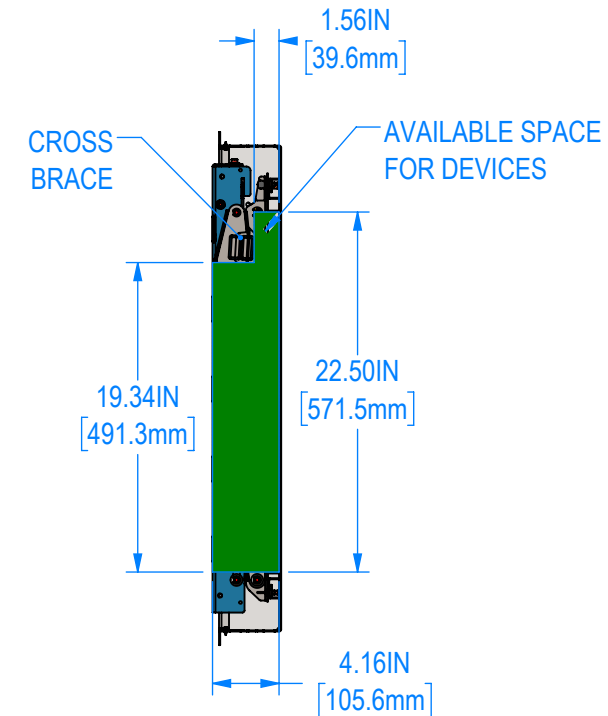
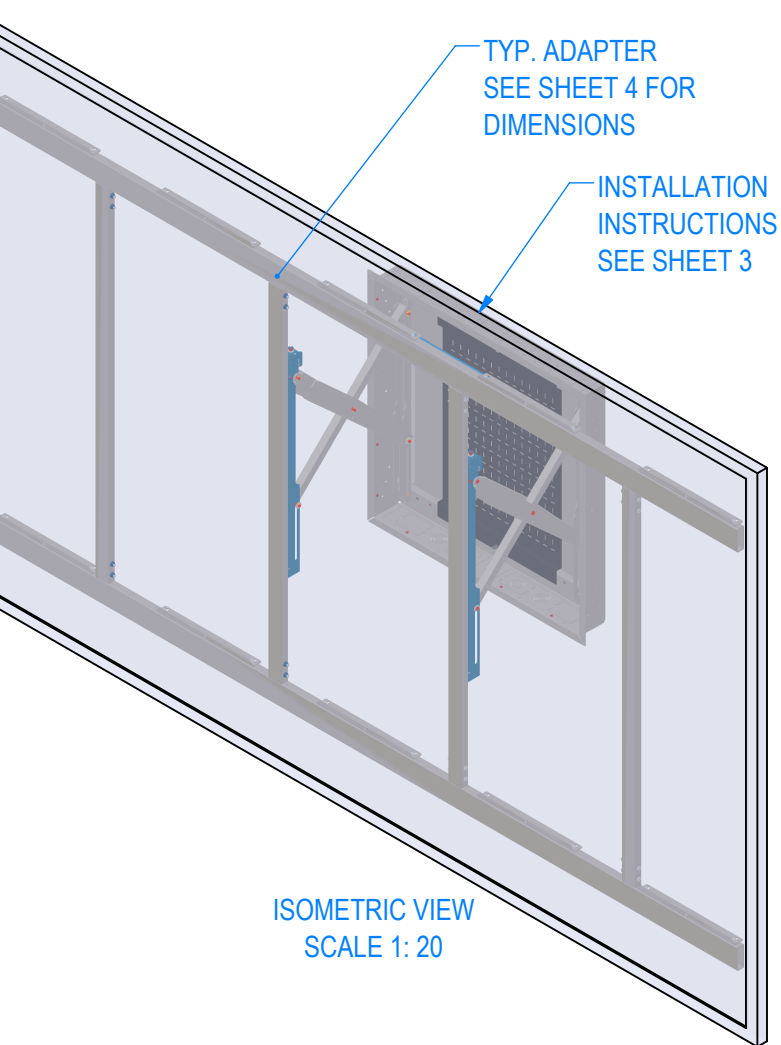
FRONT VIEW



X-ARM OPEN



SIDE VIEW



SECTION A-A

This drawing contains proprietary information owned or controlled by RPVisual Solutions and must not be used or disclosed without prior written authorization

DIMENSIONS ARE IN INCHES
TOLERANCES ARE:
FRACTIONS DECIMALS ANGLES
X/X : ± 1/32 XX : ± .03 X : ± .5
XXX : ± .010 .XX : ± .20

APPROVED FOR FABRICATION

SIGNATURE:

DATE:

NOTES:

1. FINISH: SEMI-GLOSS BLACK POWDER COAT
2. APPROXIMATE WEIGHT: 187.45 LBS

G			
F			
E			
C			
B			
A			

REV: DESCRIPTION: BY: DATE:

DEALER:

PROJECT:

SKU: RPWM-32MAXB6-XMR-LED-A

PART NO: 00070-00101-00

DESCRIPTION: MADE TO ORDER ALL-IN-ONE LED WALLMATE MOUNTING SYSTEM UP TO 137" DIA.

SIZE: B DATE: 9/25/2023 DRAWN: GS CHECKED: XXX

DWG. ID: RPWM-32MAXB6-XMR-LED-A.1

JOB NO: SCALE: 1:12 SHEET: 1 OF 4 REVISION:



1275 S Lewis St, Anaheim, CA 92805
P: 714-991-6400 | C: 714-390-8572
www.rpvisuals.com

This drawing contains proprietary information owned or controlled by RP/Visual Solutions and must not be used or disclosed without prior written authorization

DIMENSIONS ARE IN INCHES		
TOLERANCES ARE:		
FRACTIONS	DECIMALS	ANGLES
X/X : ± 1/32	XX : ± .03 XXX : ± .010	X : ± .5 XX : ± .20

APPROVED FOR FABRICATION

SIGNATURE:

DATE:

NOTES:

G	.	.	.
F	.	.	.
E	.	.	.
C	.	.	.
B	.	.	.
A	.	.	.

REV: DESCRIPTION: BY: DATE:

DEALER:

PROJECT:

SKU: RPWM-32MAXB6-XMR-LED-A

PART NO: 00070-00101-00

DESCRIPTION: MADE TO ORDER ALL-IN-ONE
LED WALLMATE MOUNTING
SYSTEM UP TO 137" DIA.

SIZE:	DATE:	DRAWN:	CHECKED:
B	9/25/2023	GS	XXX

DWG. ID: RPWM-32MAXB6-XMR-LED-A.2

JOB NO:	SCALE:	REVISION:
	1:8 SHEET: 2 OF 4	



1275 S Lewis St, Anaheim, CA 92805
P: 714-991-6400 | C: 714-390-8572
www.rpvisuals.com

This drawing contains proprietary information owned or controlled by RP/Visual Solutions and must not be used or disclosed without prior written authorization

DIMENSIONS ARE IN INCHES		
TOLERANCES ARE:		
FRACTIONS	DECIMALS	ANGLES
X/X : ± 1/32	XX : ± .03 XXX : ± .010	X : ± .5 XX : ± .20

APPROVED FOR FABRICATION

SIGNATURE:

DATE:

NOTES:

1. FINISH: SEMI-GLOSS BLACK POWDER COAT
2. APPROXIMATE WEIGHT: 187.45 LBS

G	.	.	.
F	.	.	.
E	.	.	.
C	.	.	.
B	.	.	.
A	.	.	.

REV: DESCRIPTION: BY: DATE:

DEALER:

PROJECT:

SKU: RPWM-32MAXB6-XMR-LED-A

PART NO: 00070-00101-00

DESCRIPTION: MADE TO ORDER ALL-IN-ONE LED WALLMATE MOUNTING SYSTEM UP TO 137" DIA.

SIZE: B	DATE: 9/25/2023	DRAWN: GS	CHECKED: XXX
---------	-----------------	-----------	--------------

DWG. ID: RPWM-32MAXB6-XMR-LED-A.3

JOB NO:	SCALE: 1:12	REVISION:
	SHEET: 3 OF 4	

WALLMATE 32MAXB6
BACK BOX KIT
SKU: RPWM-32MAXB6-BOX-KIT
WEIGHT: 43.83 LBS

PERIPHERAL PLATE FOR
WALLMATE 32MAXB
SKU: RPWM-32MAXB6-PM
WEIGHT: 7.74 LBS

BACK BOX 32MAXB6 WELDMENT
WEIGHT: 32.04 LBS

IMPORTANT
• LEVEL AND PLUMB
WALLMATE BOX

IMPORTANT
• USE ALL SEVEN MOUNTING
POINTS PER SIDE
• TYPE OF FESTENER SPECIFIED
AND PROVIDED BY OTHERS

BEZEL TRIM 32MAXB6 KIT
SKU: RPWM-32MAXB-BZL
WEIGHT: 3.88 LBS

USE #8 X 3/8"
SHEET METAL SCREWS
X32

HEAVY DUTY ROLLER X-ARM
FOR WALLMATE 32MAXB
SKU: RPWM-32MAXB6-XMR
WEIGHT: 41.52 LBS

1/4-20 X 3/4"
FLANGED BUTTON
HEAD SCREW
X6

5/16-18 FLANGED
LOCKNUT
X6

KEYWAYS AND SLOTS
ATTACH ADAPTER HERE

TYP. INTERFACE PLATE
FOR ALL-IN-ONE LED SYSTEM
SKU: RPWM-32MAXB6-LED-AIO
SEE SHEET 4 FOR
DIMENSIONS
WEIGHT: 102.07 LBS

INSTALLATION NOTES:

1. WALLMATE RPWM-32MAXB6-XMR CAN HOLD 820 LBS OF WEIGHT FOR DISPLAY AND ADAPTER
2. CANNOT MOUNT INTO TYPICAL WALL BUILDS
3. VERIFY WALL STRENGTH WITH STRUCTURAL ENGINEER. (COG DRAWINGS AVAILABLE UPON REQUEST.)
4. CAN MOUNT TO OPTIONAL STEEL POSTS BY RPV (CALL FOR DETAILS)
5. USE ALL FASTENING POINTS ON BOTH SIDES OF BOX

FRONT ISO VIEW
(EXPLODED)

NOTE TO CONTRACTOR:
USE SUPPLIED HARDWARE WITH CAUTION:
- SCREWS CAN EXCEED DISPLAY INSERT LENGTH
- VERIFY INSERT LENGTH WITH DISPLAY
MANUFACTURER PRIOR TO USE

DISPLAY MOUNTING HARDWARE PROVIDED BY RPV:
QTY: 4 / UNIT - M6 X 16mm FLANGED SBHCS ALLOY
QTY: 4 / UNIT - M8 X 16mm, M8 X 20mm FLANGED SBHCS ALLOY
QTY: 4 / UNIT - M8 X 40mm SBHCS ALLOY
QTY: 4 / UNIT - 5/16" ID X 3/4" OD FLAT WASHER

WIDTH VARIES BY DISPLAY

THICKNESS VARIES GREATLY BY DISPLAY
PLEASE CALL US FOR SPECIFIC DISPLAY INTERFACE DETAILS:
714-991-6400



1275 S Lewis St, Anaheim, CA 92805
P: 714-991-6400 | C: 714-390-8572
www.rpvvisuals.com

This drawing contains proprietary information owned or controlled by RPV/visual Solutions and must not be used or disclosed without prior written authorization

DIMENSIONS ARE IN INCHES		
TOLERANCES ARE:		
FRACTIONS	DECIMALS	ANGLES
X/X : ± 1/32	XX : ± .03 XXX : ± .010	X : ± .5 XX : ± .20

APPROVED FOR FABRICATION

SIGNATURE:

DATE:

NOTES:

G	.	.	.
F	.	.	.
E	.	.	.
C	.	.	.
B	.	.	.
A	.	.	.

REV: DESCRIPTION: BY: DATE:

DEALER:

PROJECT:

SKU: RPWM-32MAXB6-LED-AIO

PART NO: 00070-00101-10

DESCRIPTION: TYPICAL INTERFACE PLATE FOR ALL-IN-ONE LED SYSTEM

SIZE: B	DATE: 9/7/2023	DRAWN: GS	CHECKED:
---------	----------------	-----------	----------

DWG. ID: RPWM-32MAXB6-XMR-LED-A.4

JOB NO:	SCALE: 1:12 SHEET: 4 OF 4	REVISION: .
---------	------------------------------	-------------