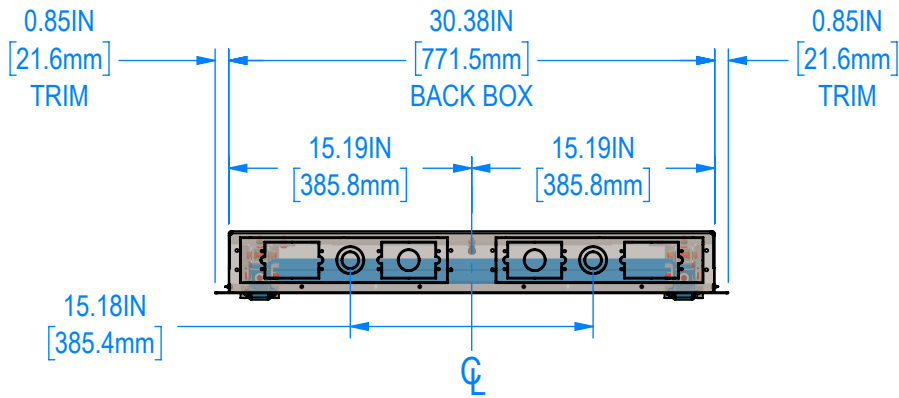
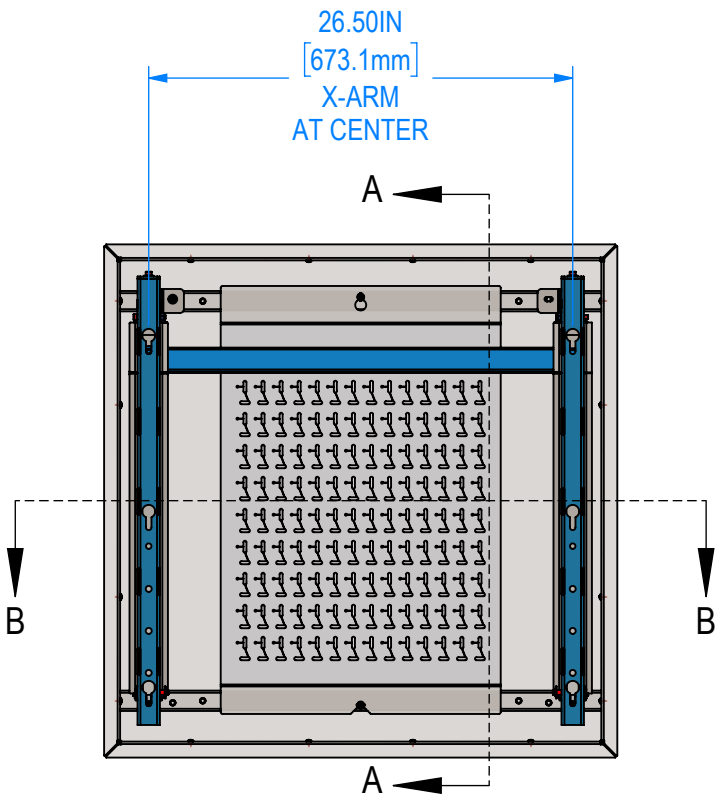


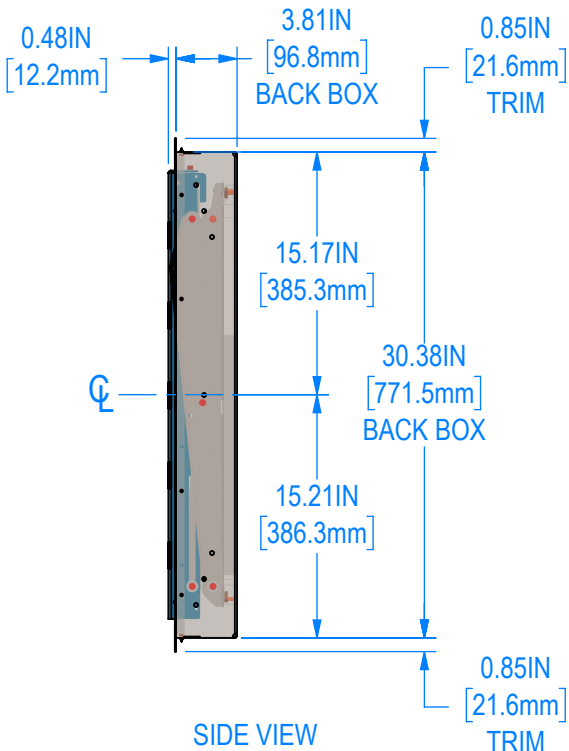
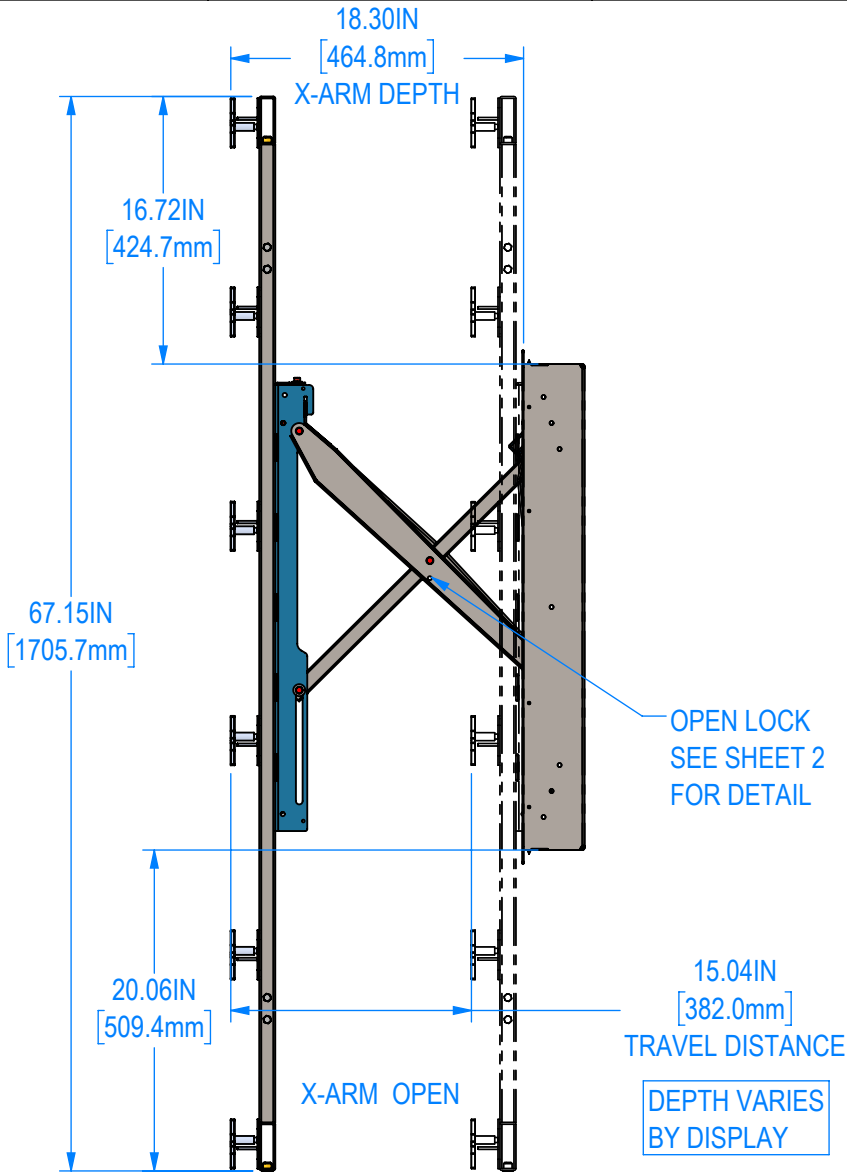
SECTION B-B



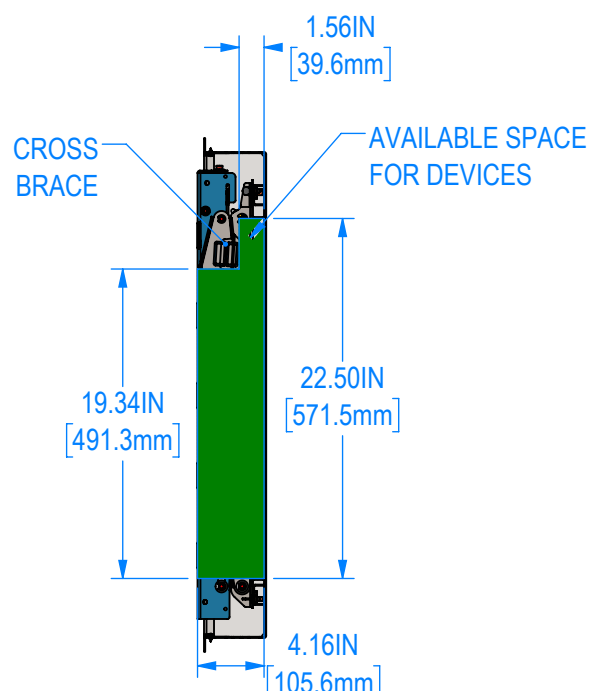
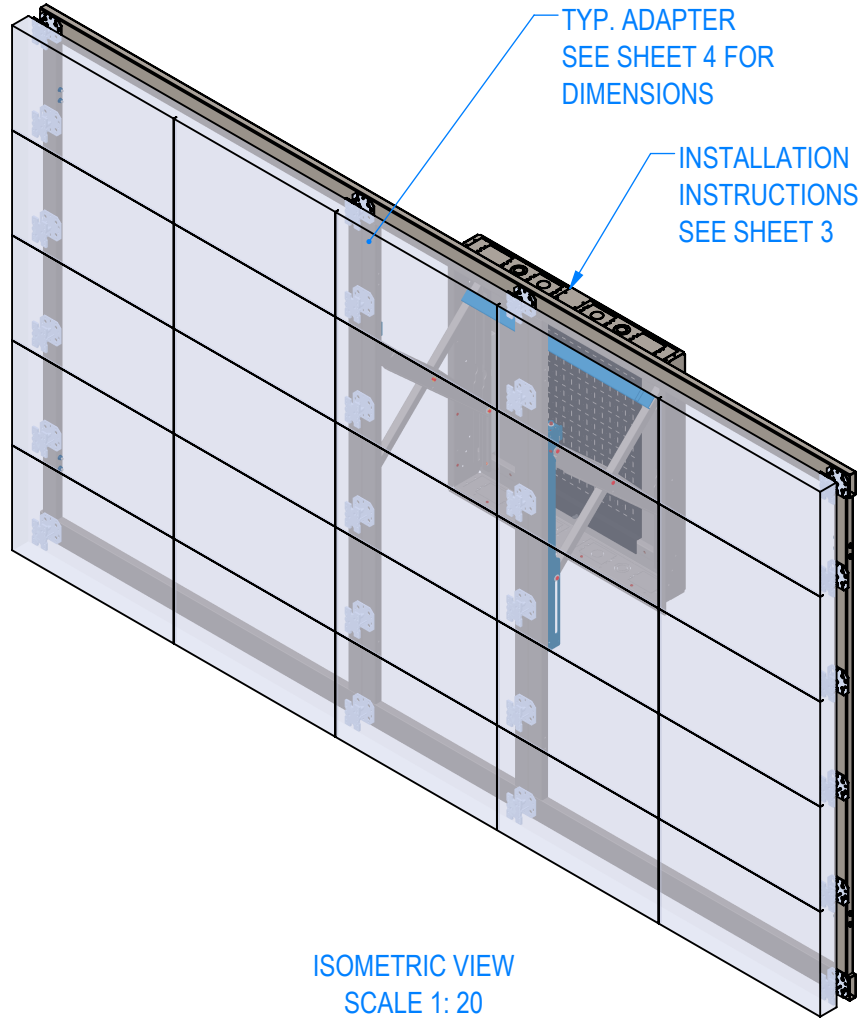
TOP VIEW



FRONT VIEW



SIDE VIEW



SECTION A-A

This drawing contains proprietary information owned or controlled by RP/Visual Solutions and must not be used or disclosed without prior written authorization

DIMENSIONS ARE IN INCHES
TOLERANCES ARE:
FRACTIONS DECIMALS ANGLES
X/X : ± 1/32 XX : ± .03 X : ± .5
XXX : ± .010 .XX : ± .20

APPROVED FOR FABRICATION

SIGNATURE:

DATE:

NOTES:

1. FINISH: SEMI-GLOSS BLACK POWDER COAT
2. APPROXIMATE WEIGHT: 219.34 LBS

G			
F			
E			
C			
B			
A			
REV:	DESCRIPTION:	BY:	DATE:
DEALER:			

PROJECT:

SKU: RPWM-32MAXB6-XMR-LED-T

PART NO: 00071-00101-00

DESCRIPTION: MADE TO ORDER TILE BASED
LED WALLMATE MOUNTING
SYSTEM UP TO 137" DIA.

SIZE: B	DATE: 10/10/2023	DRAWN: GS	CHECKED: XXX
---------	------------------	-----------	--------------

DWG. ID: RPWM-32MAXB6-XMR-LED-T.1

JOB NO:	SCALE: 1:12	REVISION:
	SHEET: 1 OF 4	



1275 S Lewis St, Anaheim, CA 92805
P: 714-991-6400 | C: 714-390-8572
www.rpvisuals.com

This drawing contains proprietary information owned or controlled by RP/Visual Solutions and must not be used or disclosed without prior written authorization

DIMENSIONS ARE IN INCHES		
TOLERANCES ARE:		
FRACTIONS	DECIMALS	ANGLES
X/X : ± 1/32	XX : ± .03 .XXX : ± .010	X : ± .5 .XX : ± .20

APPROVED FOR FABRICATION

SIGNATURE:

DATE:

NOTES:

G	.	.	.
F	.	.	.
E	.	.	.
C	.	.	.
B	.	.	.
A	.	.	.

REV: DESCRIPTION: BY: DATE:

DEALER:

PROJECT:

SKU: RPWM-32MAXB6-XMR-LED-T

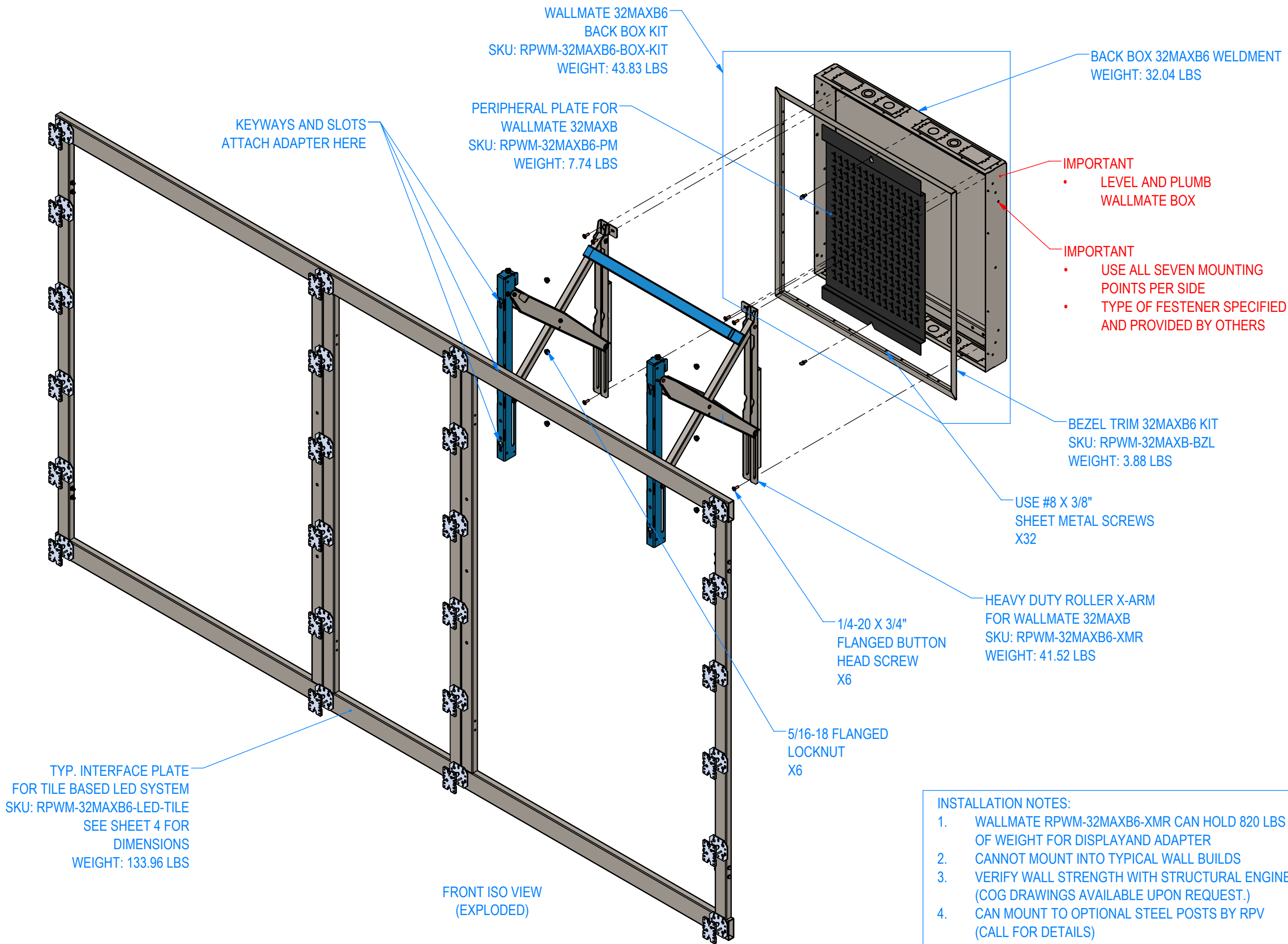
PART NO: 00071-00101-00

DESCRIPTION: MADE TO ORDER TILE BASED
LED WALLMATE MOUNTING
SYSTEM UP TO 137" DIA.

SIZE:	DATE:	DRAWN:	CHECKED:
B	10/10/2023	GS	XXX

DWG. ID: RPWM-32MAXB6-XMR-LED-T.2

JOB NO:	SCALE:	REVISION:
	1:8 SHEET: 2 OF 4	



1275 S Lewis St, Anaheim, CA 92805
P: 714-991-6400 | C: 714-390-8572
www.rpvisuals.com

This drawing contains proprietary information owned or controlled by RP/Visual Solutions and must not be used or disclosed without prior written authorization

DIMENSIONS ARE IN INCHES
TOLERANCES ARE:
FRACTIONS DECIMALS ANGLES
X/X : ± 1/32 .XX : ± .03 X : ± .5
.XXX : ± .010 .XX : ± .20

APPROVED FOR FABRICATION

SIGNATURE:

DATE:

NOTES:

1. FINISH: SEMI-GLOSS BLACK POWDER COAT
2. APPROXIMATE WEIGHT: 219.34 LBS

G	.	.	.
F	.	.	.
E	.	.	.
C	.	.	.
B	.	.	.
A	.	.	.

REV: DESCRIPTION: BY: DATE:

DEALER:

PROJECT:

SKU: RPWM-32MAXB6-XMR-LED-T

PART NO: 00071-00101-00

DESCRIPTION: MADE TO ORDER TILE BASED LED WALLMATE MOUNTING SYSTEM UP TO 137" DIA.

SIZE: B	DATE: 10/10/2023	DRAWN: GS	CHECKED: XXX
---------	------------------	-----------	--------------

DWG. ID: RPWM-32MAXB6-XMR-LED-T.3

JOB NO:	SCALE: 1:12	REVISION:
	SHEET: 3 OF 4	

NOTE TO CONTRACTOR:
USE SUPPLIED HARDWARE WITH CAUTION:
- SCREWS CAN EXCEED DISPLAY INSERT LENGTH
- VERIFY INSERT LENGTH WITH DISPLAY
MANUFACTURER PRIOR TO USE

DISPLAY MOUNTING HARDWARE PROVIDED BY RPV:
QTY: 4 / UNIT - M6 X 16mm FLANGED SBHCS ALLOY
QTY: 4 / UNIT - M8 X 16mm, M8 X 20mm FLANGED SBHCS ALLOY
QTY: 4 / UNIT - M8 X 40mm SBHCS ALLOY
QTY: 4 / UNIT - 5/16" ID X 3/4" OD FLAT WASHER



1275 S Lewis St, Anaheim, CA 92805
P: 714-991-6400 | C: 714-390-8572
www.rpvisuals.com

This drawing contains proprietary information owned or controlled by RPVisual Solutions and must not be used or disclosed without prior written authorization

DIMENSIONS ARE IN INCHES		
TOLERANCES ARE:		
FRACTIONS	DECIMALS	ANGLES
X/X : ± 1/32	XX : ± .03 XXX : ± .010	X : ± .5 XX : ± .20

APPROVED FOR FABRICATION

SIGNATURE:

DATE:

NOTES:

G	.	.	.
F	.	.	.
E	.	.	.
C	.	.	.
B	.	.	.
A	.	.	.

REV: DESCRIPTION: BY: DATE:

DEALER:

PROJECT:

SKU: RPWM-32MAXB6-LED-TILE

PART NO: 00071-00101-10A

DESCRIPTION: TYPICAL INTERFACE PLATE FOR TILE BASED LED SYSTEM

SIZE: B	DATE: 10/10/2023	DRAWN: GS	CHECKED:
---------	------------------	-----------	----------

DWG. ID: RPWM-32MAXB6-XMR-LED-T.4

JOB NO:	SCALE: 1:12	REVISION:
	SHEET: 4 OF 4	