

WALLMATE FLUSH MINI

Flush In-Wall Flat Panel Mounting System

FOR DISPLAYS UP TO 200 LBS

The Wallmate 32BFM with ADA mount is a double stud bay system designed to be the thinnest in wall mount possible, allowing the largest selection of smaller displays to be ADA compliant.

- X-arm has been redesigned to enable close as low as 0.0" to 0.12".
- Manufactured with 11 to 14-gauge steel to create a rigid mount that will remain stable and level
- Installation only requires simple tools such as a drill, screwdriver, and Allen keys.

Peripheral storage space makes it easy to mount AV gear behind the display while still remaining flush against the wall.

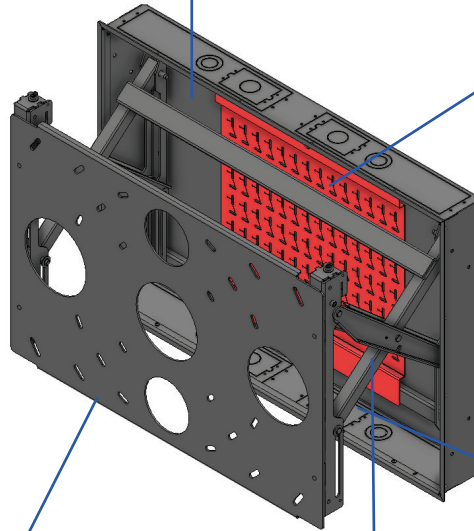
Rapid deployment quick-remove peripheral plates enable faster and more reliable roll outs by facilitating AV equipment being pre-dressed, and pre-tested.

Flush Mini back box has been redesigned to lower the profile and enable a flush closure.

Includes electrical knock outs for conduit and single gang boxes.

ADA mounting plate is custom made to match each display per order. Can mount in landscape or portrait.

Slim x-arm system makes the display seem feather light, enabling easy, and safe service.



Wallmate 32BFM-XMS-ADA Product Specifications

Stud Depth In Wall	3.5" or greater
Min. Landscape and Portrait Panel Size	43" L / 65" P
Max Recommended Display Size Dia. 16:9	75"³
Max Display Size Dia. 21:9	82"
Max Display Thickness to Hit ADA	3.88" - 4.0"
X-arm Opening Distance (wall to back of display)	9.43"
X-arm Closed Distance (wall to back of display)	0.0" - 0.12"
Horizontal Shift	0"
Vertical Shift	0"
Rotation of Display	0-6.5mm height adjust per VESA location
X-arm Plumb Alignment	-1.03° to 0°
Display Weight Capacity	200 lbs.
Internal Mount Space X-arm (WxHxD)	23.75" x 10.5" x 3.56"

Peripheral Plate Dim (WxHxD inches)	16.5" x 17.5" x 0.5"
Box External Dimensions – No Trim (WxHxD)	30.38" x 21.15" x 3.81"
Box & Trim External Dimensions (WxHxD)	32.1" x 21.9" x 3.9"
Plate Attach Pattern to X-arm (WxH)	26.5" x 11"
Max Horizontal or Vertical	600 x 400
1-Gang Box Positions (top and bottom)	2 each
Conduit Knock Outs (top)	4 (qty. 2 x 1", qty. 2 x combo 0.75"/1.25")
Conduit Knock Outs (bottom)	4 (qty. 2 x 1", qty. 2 x combo 0.75"/1.25")
AUX Tray Position	2
1" Metal Multi-Piece Trim	0.5" Trim Included with back box
System Weight	66.3 lbs.

Wallmate 32BFM-XMS-ADA Model Numbers

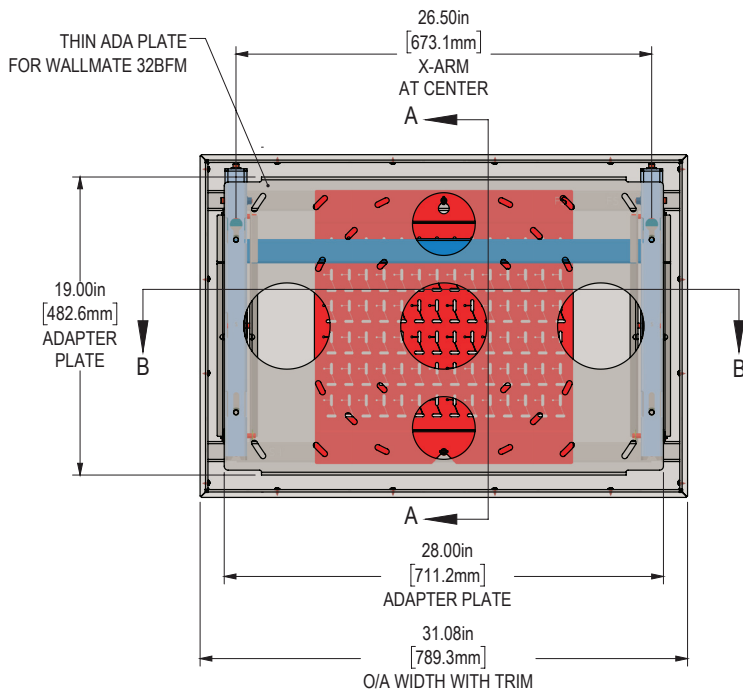
Wallmate RPWM-32BFM-XMS-ADA Kit with ADA Mounting Plate (as shown in images)

Part Number	Description	Typical Purchaser
RPWM-32BFM-XMS-ADA	Wallmate 32BFM system, includes Mini back box, peripheral plate, box trim bezel, Slim x-arm, and made to order offset mounting plate. Covered by 43" display and up. Closes up to 0.12" from wall. 200 lbs. capacity.	Integrator
RPWM-32BFM-BOX-KIT	Metal back box for Wallmate 32BFM system. Includes Mini back box, peripheral plate and trim bezel. Integrated mounting points, 4 single gang box knock outs, 4 multi size conduit knock outs, two knock outs for bottom auxiliary tray. Mounts direct to 14 studs. 200 lbs. capacity. X-arm and interface sold separately.	General or electrical contractors (Split scope part 1 of 2)
RPWM-32BFM-XMS-ADA-NB	Wallmate 32BFM system, includes Slim x-arm, and made to order offset mounting plate. Closes up to 0.12" from wall. 200 lbs. capacity. Back box kit sold separately.	Integrator (Split scope part 2 of 2)

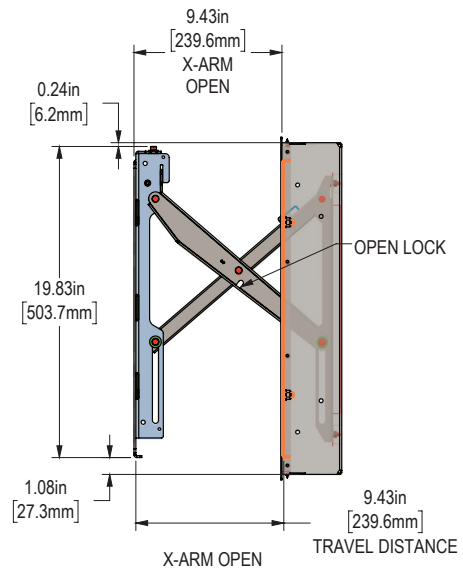
Additional Wallmate 32BFM Accessories and Kits

Part Number	Description
RPWM-UNV-33	Universal mount assembly for small displays
RPWM-UNV-64	Universal mount assembly
RPWM-32BFM-BZL#	Wallmate 32BFM deep trim
RPWM-32BFM-CVR	Blank back box cover plate for Wallmate 32BFM series
RPWM-TILT	Wallmate B tilt brackets
RPWM-SPCR-(S, M, L or OFFSET)	Pair of spacers for Wallmate x-arms (small, medium, large, or custom)
RPWM-AUXBOX	Auxiliary box
RPWM-UNV64-C#	VESA converter
RPWM-UC-BRKTS	UC bracket for Slim x-arms
RPWM-UC-SPK-(A, B, or L/R)	Wallmate (above, below, or left/right) display loudspeaker mount kit for Universal mount
RPWM-UC-UNVS-KCAM	Universal mount camera kit. Call for matching number.
Kits	Description
RPWM-32BFM-XMS-UNVM	Universal-Pull out Wallmate 32BFM kit

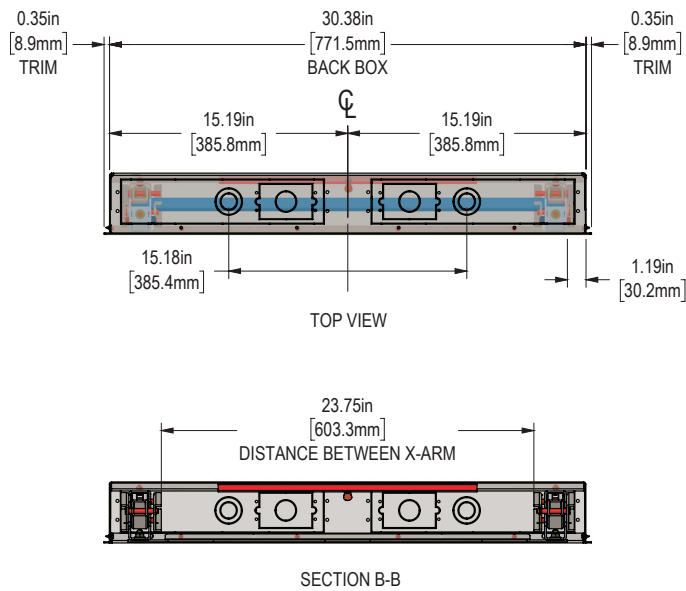
FRONT VIEW



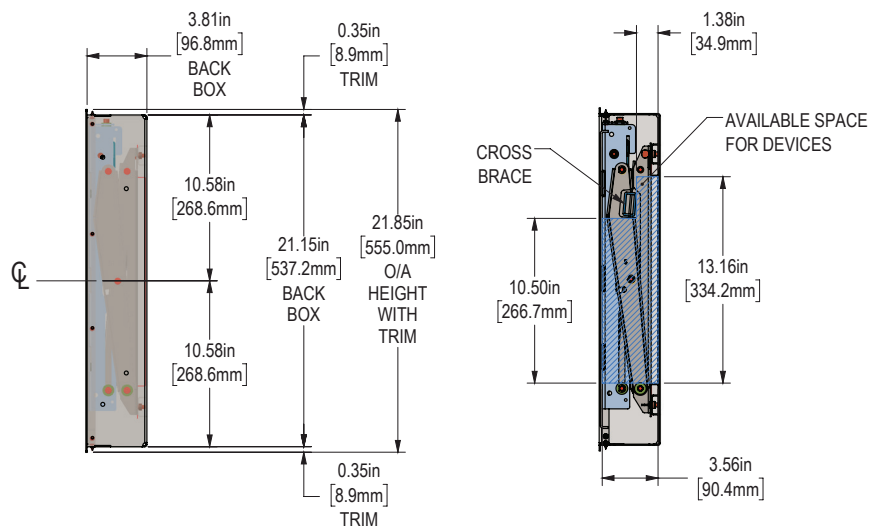
SIDE VIEW (X-ARMS OPEN)



TOP VIEW



SIDE VIEW (X-ARMS CLOSED)



*3: Larger display sizes are possible but may impede access to the peripheral mounting plate.

CONTACT US

rpvisuals.com/wallmate
info@rpvisuals.com
(714) 991-6400

