

WALLMATE ON WALL X-ARM

On Wall Flat Panel Mounting System

FOR DISPLAYS UP TO 425 LBS

The Wallmate W32MAXB6 with OFFSET mount is an on wall system designed for flat panel displays, while maintaining the ultimate in display mount flexibility, and single person service.

- Manufactured with 11 to 14-gauge steel to create a rigid mount that will remain stable and level.
- Installation only requires simple tools such as a drill, screwdriver, and allen key.
- Mounts directly to wall surface.

Peripheral storage space makes it easy to mount AV gear behind the display.

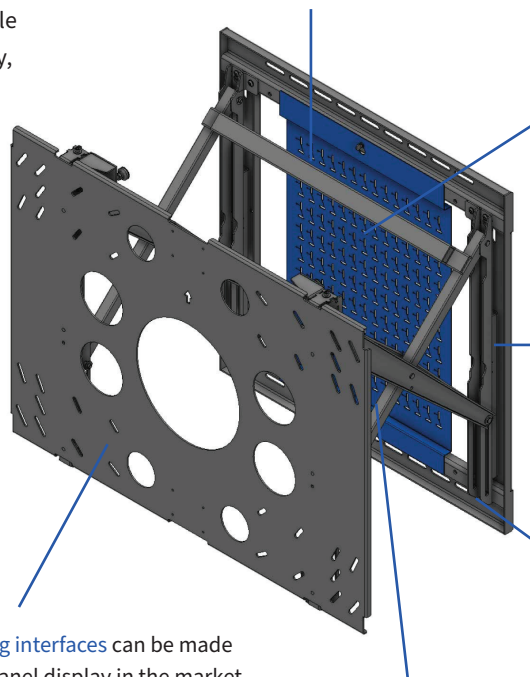
Rapid deployment quick-remove peripheral plates enable faster and more reliable roll outs by facilitating AV equipment being pre-dressed, and pre-tested.

Wall mount plate has been designed to allow use of common standard Wallmate x-arms and accessories.

Includes touch and lock kits to hold unit stabled and closed on imperfect walls. X-arm includes plumb/leveling feature.

OFFSET mounting interfaces can be made to hold any flat panel display in the market. (As shown holds 200 x 200 to 800 x 600). Call for details.

Unique proprietary roller x-arm allows exceptionally smooth and easy operation under high weight loads.



Wallmate W32MAXB6-XMR-OFFSET Product Specification

Min. Landscape or Portrait Panel Size	65"
Max Recommended Display Size Dia. 16:9	120"
Max display size dia. 21:9	110"
X-arm Opening Distance (wall to back of display)	19.46"
X-arm Closed Distance (wall to back of display)	4.46"
Horizontal Shift	0"
Vertical Shift	0"
Rotation of Display	+/-2°
X-arm Plumb Alignment	-0.62° to 0°
Display Weight Capacity	425 lbs. ^{*10}
Internal Mount Space X-arm (WxHxD inches)	23.75" x 19.44" x 3.68"
Peripheral Plate Dims (WxHxD inches)	17.5" x 26.75" x 0.75"

Wall Plate Dims (WxHxD inches)	30.38" x 31.25" x 0.87"
Plate Attach Pattern to X-arm (WxH inches)	26.5" x 11"
Default VESA Pattern Width	Per design
Default VESA Pattern Height	Per design
Max Horizontal or Vertical	1750 x 1500
System Weight	133 lbs.

Wallmate W32MAXB6-XMR-OFFSET Model Numbers

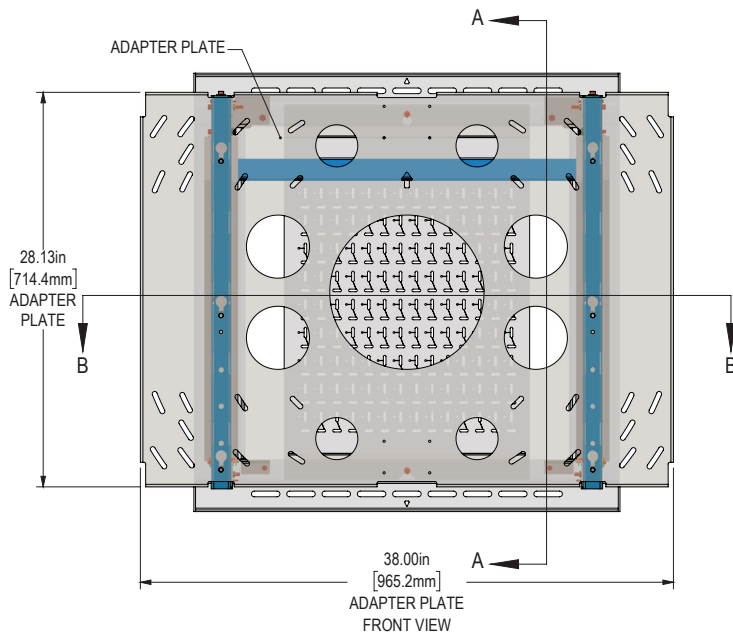
Wallmate RPWM-W32MAXB6-XMR-OFFSET Kit with Universal Mounting Plate (as shown in images)

Part Number	Description	Typical Purchaser
RPWM-W32MAXB6-XMR-OFFSET	Surface mounted 32MAXB6 series system for 425 lbs. displays. Includes wall attach bracket, peripheral mount plate, heavy duty roller x-arm, touch kit, lock kit, and offset display mounting plate, up to 1750mm wide VESA pattern. Refer to structural engineer for wall build.	Integrator

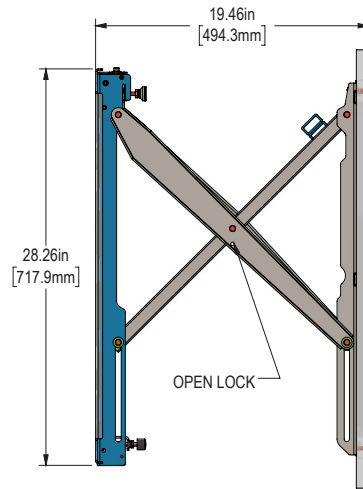
Additional Wallmate W32MAXB6 Accessories and Kits

Part Number	Description
RPWM-UNV-158	Wallmate B6-XMR Universal mount
RPWM-32MAXB6-PM	Peripheral device mounting plate for Wallmate 32MAXB6
RPWM-32MAXB6-PM2	Dual layer peripheral device mounting plate for Wallmate 32MAXB6
RPWM-LOCK-R	Wallmate B6 XMR x-arm lock Kit
RPWM-TOUCH-R	Wallmate B6 XMR x-arm touch kit
RPWM-SPCR-(S, M, L or OFFSET)	Pair of spacers for Wallmate x-arms (small, medium, large, or custom)
RPWM-UC-SPK-(A, B, or L/R)	Wallmate (above, below, or left/right) display loudspeaker mount kit for Universal mount
RPWM-UC-UNVS-KCAM	Universal mount camera kit. Call for matching number.
Kits	Description
RPWM-W32MAXB6-XMR-UNV-158	Wallmate 32MAXB6 surface mount flat panel system with Universal Mount

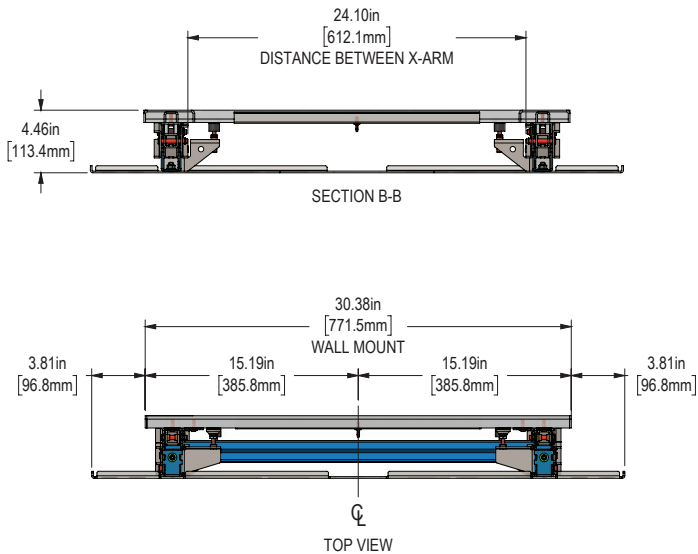
FRONT VIEW



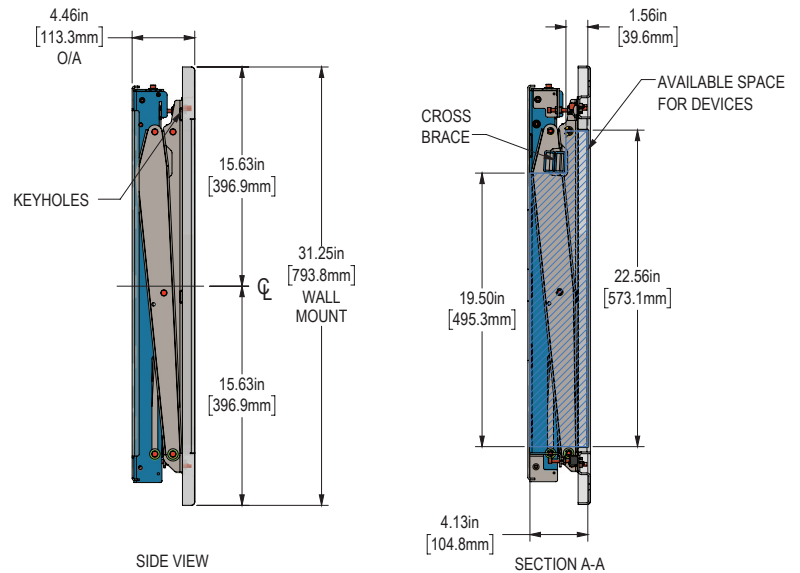
SIDE VIEW (X-ARMS OPEN)



TOP VIEW



SIDE VIEW (X-ARMS CLOSED)



* 10: When 32MAX series back boxes are installed in 14 gauge studs, the weight limit is limited to 350 lbs.

CONTACT US

rpvisuals.com/wallmate
info@rpvisuals.com
(714) 991-6400

